



2010/2011 Art & Science Fair

Yolo County 4-H Spring Show



First weekend in May Yolo County Fairgrounds



This book is in effect for two years. It is the policy book for the 2010 and the 2011 shows.

Dates and times are no longer listed within the Spring Show Book. See the Master Schedule.

To be eligible to enter Spring Show, you must be enrolled in 4-H by December 1st.

All books, schedules, and entry forms will be available on-line at <http://ceyolo.ucdavis.edu>

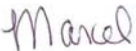
Welcome Note

The Yolo County 4-H Spring Show: Arts and Sciences Fair is a capstone event for many 4-H youth. It brings together an entire community of passionate, caring, dedicated volunteers who work tirelessly to organize a wonderful and valued event. I am in awe of all of the hours, ideas, and love that is put into it.

For the youth, this event creates a unique opportunity for feedback on their annual performance. As one of only two counties to hold a 4-H only event, we have an amazing opportunity to provide positive reinforcement for all of the hard work our youth undertake during the program year. It is my hope that the members embrace the challenges that they face, and constantly strive to do better. "Making the Best Better" is not just a motto, but a way to success in 4-H, school and life. Each project, each year, each goal provides another chance to grow and develop the skills that will serve them well throughout their lives.

I hope that as you read through rules, policies and schedules you will remember that trying your best is more important than winning, that success is measured differently for each person, and that only through hard work and practice can each youth reach their fullest potential. I expect the highest standards of ethical behavior, and hope that we can all continue to work together to make this event the very best for our children.

Best wishes for an enjoyable event,



Marcel Horowitz

Yolo County UCCE Youth Program Director

University of California

Sharon Junge, 4-H Statewide Director

Kent Brittan, Yolo UCCE County Director

Marcel Horowitz, Yolo County UCCE Youth Program Director

County of Yolo

Delynda Eldridge, 4-H Program Coordinator

Karisa Huie, 4-H Secretary

Spring Show Committee

Jack Cramer, Council President

Andy Timko, Council Vice President

Sharon Anstead, Council Secretary

Frank Muller, Council Treasurer

Neil Mathiesen, Large Animal Chair

Nancy Cannan, Small Animal Chair

Anne Pugh, Creative Arts & Sciences Chair

DeAnn Tenhunfeld, Community Connection Day Chair

Thank you to all of the division chairs, volunteers, and members who make this event possible.

Table of Contents

Contacts	3
Spring Show Guidelines & Rules	4
General Rules	5-17
Creative Arts & Science	5-7
Horse	7-11
Livestock Statement	11-12
Animal (Large and Small)	12-17
Creative Arts & Science Specific Rules	18-40
Events Archery, Knowledge Merit, Presentations, Rocketry	18-19
Creative Arts, Crafts, & Hobbies Art, Beadwork & Jewelry, Cake Decoration, Collections, Crafts	20-22
Leathercraft	23
Photography	24
Culinary Arts Baked Goods, Nutritious Foods, Breads, Candy Making, Food Preservation, Freezing, Drying, Canning	25-28
Engineering Aerospace & Rocketry, Electricity/Electronics, Metal Work/Welding, Petroleum Power, Static Scale Models, Woodworking	29-32
Home Arts Sewing, Quilting, Knitting & Crocheting, Weaving, Spinning, Felting, Embroidery	32-34
Science & Education Animal Science, Beekeeping, Childcare, Computers, Educational Materials, Entomology, Fisheries, Natural Science, Veterinary Science, Wildlife	34-38
Plant Science Ornamental Plants, Landscaping, Horticulture, Vegetables, Fruit & Other Edible Plants, All Plant Science	39-40
Animal (Large & Small) Specific Rules	41-56
Cattle- Beef, Dairy Cattle, Dairy Market Calves	41
Goats- Breeding Meat, Market, Dairy, Project	43
Cavies	45
Dog Care, Service, & Training	46-48
Pets & Small Animals	48
Avian- Poultry, Game Birds, Pigeons, Exotic Birds	48-49
Rabbits	51-52
Sheep	52-54
Swine	55-56



Yolo County 4-H is under the administration of the University of California and the County of Yolo. All associated policies, laws, and regulations are in effect.

Contacts

Position Title	Name	Phone	Email
Leaders' Council President	Jack Cramer	530-666-3554	jackcraemer@hotmail.com
Leaders' Council Vice President	Andy Timko	530-669-1564	s.timko@sbcglobal.net
Leaders' Council Treasurer	Frank Muller	530-681-5300	fmuller@mullerranch.com
Leaders' Council Secretary	Sharon Anstead	530-795-2381	sanstead@sbcglobal.net
4-H County Director	Kent Brittan	530-666-8733	klbrittan@ucdavis.edu
4-H Advisor	Marcel Horowitz	530-666-8722	mhorowitz@ucdavis.edu
4-H Program Representative	Delynda Eldridge	530-666-8735	djeldridge@ucdavis.edu
4-H Secretary	Karisa Huie	530-666-8703	kdhue@ucdavis.edu
Spring Show Large Animal Chair	Neil Mathiesen	530-304-8536	nmathiesen@cityofnapa.org
Beef Chair	Fred Stewart Linn & Mike Andres	530-662-8789 530-979-7989	fmstewart@ucdavis.edu andrescattle@yahoo.com
Dairy Market Calves Chair	Lori Hornbuckle	530-724-4220	None
Breeding Meat & Market Goats			
Dairy & Project Goats	Kris Lomas Abigail Berke Rachel Hazeltine	530-753-4215 530-406-1640 530-795-5328	klomas@ucdavis.edu goatnotes@gmail.com joeidragon@aol.com
Sheep Chair	Andy Timko Johnnie Johnson	530-669-1564 530-979-0029	atimko@ci.dixon.ca.us johjohnson@excite.com
Swine Chair	Terry Berke	530-406-1640	terry.berke@seminis.com
Spring Show Small Animal Chair	Nancy Cannan Hillary Kaseman	530-666-1776 530-220-4412	nancycannon@yahoo.com rising_k_farms@yahoo.com
Dog Care & Training	Steve Jimenez	530-867-1124	sjimenez215@gmail.com
Poultry & Game Birds	Sarah Vermazen Merrie Bedford	530-219-0118 530-668-8795	hlvermazen@yahoo.com giftofgod@pacbell.net
Spring Show C. Arts & Science Chair	Anne Pugh	530-750-3037	toannawee@yahoo.com
Archery	Dennis Orthmeyer Michael Duncan	530-666-2860 530-759-8385	dlorthmeyer@yahoo.com bduncan95@yahoo.com
Knowledge Merit	Jan Johansen	530-756-6960	janjohansen@sbcglobal.net
Creative Arts, Crafts, & Hobbies	Karen Flory	530-662-0117	kflory@att.net
Culinary Arts	Karen Chesnut	916-374-8224	karensmc@earthlink.net
Engineering			
Home Arts	Karen Flory	530-662-0117	kflory@att.net
Sciences	Liam Campbell	530-662-0117	kflory@att.net
Photography	Steve Jimenez	530-867-1124	sjimenez215@gmail.com
Plant Science	John Roncoroni	530-666-5233	jaroncoroni@ucdavis.edu
Presentations			
Primary Entries	Kayla Marks Avery Campbell	530-669-1564	s.timko@sbcglobal.net kflory@att.net
Rocketry			
Horse Chair			

Spring Show Guidelines & Rules

The following guidelines are designed to make everyone's experience at 4-H events enjoyable to all attending. This means that all participants, members, volunteers, and 4-H YDP staff, shall adhere to the core values of the University of California 4-H Youth Development Program, and respect the individual rights, safety and property of others.

Yolo County Rules are supplement to California State rules for California Fairs, which are available online at: www.cdfa.ca.gov/fe

Code of Conduct - As with all 4-H activities, the Yolo County 4-H Code of Conduct applies to all activities associated with Spring Show. Therefore, all participants, members, and leaders shall respect the individual rights, safety, and property of others.

NEW

Participation Deadline - 4-H members must be enrolled by December 1 to enter in the Creative Arts and Sciences Division at Spring Show. Group enrolled 4-H members must be enrolled by March 1 to enter items in the Spring Show.

NEW

Fairground Use: Fairground personnel are not responsible for set-up, maintenance, equipment lease, or clean-up of the facility. They do not provide awards, clerical, or direct financial aid.

Dress Code: The 4-H dress code will be enforced during Spring Show for all 4-H members and leaders. In addition, flip flops are not allowed in the barns. Anyone not in compliance will be asked to leave.

NEW

Uniforms- Wearing of the 4-H uniform cannot be required for membership or participation and cannot be used as a factor in judging.

Alcohol, Tobacco, Drugs, Firearms & Weapons: The possession and use of alcoholic beverages, tobacco products, and drugs (other than prescription medication) is prohibited. Firearms and weapons are not allowed on fairgrounds. Clothing advertising such products are not allowed at 4-H events. Anyone not in compliance will be asked to leave, and disciplinary actions may be appropriate.

NEW

Fire Code: Setting off fire alarms or tampering with fire extinguishing equipment or other emergency equipment is prohibited.

Gambling: Gambling and betting by adults and youth representing 4-H is prohibited.

Respect: Obscene and discriminatory language, roughhousing, and insubordination will not be tolerated at any time. Youth members and volunteers will demonstrate respect for one another at all times.

Displays of Affection: Displays of overly affectionate attention are prohibited. Items or clothing depicting inappropriate actions, slang or pictures are also prohibited. Anyone not in compliance will be asked to leave.

Adult Assistance: In the spirit of learning by doing, adult 4-H volunteers, designated by the Spring Show Committee, may teach and assist 4-H members when needed. All adult assistance except for safety reasons will end at 9:00 pm on Thursday of Spring Show.

Dogs: No dogs allowed on fairgrounds. Exceptions will be those members participating in Small Animal Master Showman Dog winner & Community Connection Day dog project demonstrations.

Systems for Judging: The three major systems of judging are used in evaluating 4-H project work – the American, the Danish and the Modified Danish.

1. **American:** A group of like articles, i.e. a class, is judged against a standard. One item is selected for First place; one for Second, one for Third and so on through a given number of places. A First place is not given if not of quality. The judge is required to list or make comments if less than First is given.
2. **Danish:** From a group of like articles ALL that are of Excellent Quality receive a Blue Ribbon. Articles are judged against a Standard of Quality. Those below the Excellent criteria, but considered Above Average receive a Red Ribbon. Exhibits of Acceptable Quality receive a White Ribbon. All other exhibits receive an Exhibitors Ribbon. Judges do not have to give Purple or Best of Division Ribbons to the "topmost" group if they do not reach that standard. As in American, the judges must list or make comments of improving the exhibits.
3. **Modified Danish:** A class is judged by the DANISH system and then the outstanding articles are selected from the BLUE ribbon group for special consideration. The awarding of Purple Ribbon within a Class is an example. When the Best Of Division is awarded within a Division that is also an example.


Creative Arts & Sciences

General Rules

Entry Process

1. All project items entered for judging must be listed on a Creative Arts & Sciences entry form. Entry forms are available in the back of this book and may be photocopied.
2. Use one Entry Form for each Division and keep a copy of the entry for your records. Only items listed will be accepted to receive a ribbon.
3. On the entry forms list Division, Section, and Class numbers as specified on each division page. Check each Division for specific entry limits.
4. Entry forms are to be completed by the 4-H member; assistance from a parent or project leader is acceptable. 4-H members are responsible for delivering their entry forms to the 4-H Office.
5. Entry forms are due to the 4-H office by 5:00 pm on the due date listed in the schedule. Entries handed in after 5:00 pm will be marked for display only. Mail-in entries must be post-marked earlier than the due date. Entry forms may be dropped off or mailed to: 70 Cottonwood Street, Woodland, CA, 95695.
6. There is a .50 cent Spring Show Entry Fee per entry.
7. **Primary Members** (5 years to 8 years by December 31) may list all entries on one entry form. Primary members will NOT be judged and will receive participation ribbons only. Group entries with Primary members will also NOT be judged.

Exhibit Check-in

1.  The 4-H member is responsible for delivering their exhibits to the Waite Hall at the scheduled time. All exhibit entries are to be checked-in during the time listed on the schedule. No late entries will be accepted for judging. Late entries will be for display only.
2. Display items will not be judged. Display items will be checked in by the Leader in charge of the booth display.
3. All entry tags are to be filled out and attached to each exhibit at time of check-in. If entry tags are not complete, the 4-H member must step to the back of the line until completed.
4. Entry tags are attached to the exhibit throughout the entire show. Entry tags are available on-line and may be photocopied.

5. Primary Members must use primary entry tags.

Exhibit Eligibility

1. Exhibits must be owned, grown, or constructed by the 4-H youth member. Exhibits are project outcomes accomplished by 4-H members submitted for judging. Exceptions may be given to 4-H members with disabilities; entries should state the disability to alert the judge.
2. Exhibits are to be part of a current 4-H project. Appropriate entries, group projects, etc., may be entered for display only.
3. Exhibits may be entered by groups as well as by individuals, but must stand alone if they are to be judged for an award. A theme group project could be a series of individually judged stand-alone entries, which together create a "big picture". Each participant in a group exhibit will receive the same ribbon awarded to the exhibit, with the exception of Best of Division.
4. The Creative Arts & Sciences Division Chair may transfer any exhibit that is not properly entered, into its proper Division, Section, or Class.

Exhibit Judging

1. The Creative Arts & Sciences Division uses the Danish Standard: each exhibit is awarded a ribbon. Exhibits that meet the group standard receive an appropriate ribbon:
 - Best of Division
 - Excellent
 - Good
 - Above Average
 - Average
 - Display Only
 - Primary Participants

One (1) Best of Division ribbon may be awarded per ten (10) Excellent ribbons awarded in each division. If a division has less than 10 excellent ribbons, a Best of Division ribbon may be awarded.


Best in Show for outstanding exhibits are awarded from the Best of Division Group. One Best in Division Award may be awarded per division (6 total). All awards given at judges discretion.

2. 4-H members are responsible for reviewing each Division's Specific Rules. All rules must be followed for the exhibit to be eligible for judging. Exhibits disqualified or ineligible for judging may receive an Exhibitor ribbon at the discretion of the judge.
3. Some divisions offer open judging where the 4-H members are present at the time the items are judged. The 4-H member may answer questions as asked by the judges. The 4-H member should indicate their choice for open judging on

their entry forms. Judging times are indicated in the schedule; there will be no special scheduling.

4. **Primary members** will NOT be judged and will receive participation ribbons only. Group entries with Primary members will also NOT be judged. A primary member is defined as a member who is 5 to 8 years old on or before December 31.
5. **Judging & Conflict of Interest** - A person will not judge any Division of Creative Arts and Sciences when a conflict of interest exists in that division (a conflict of interest is defined as: 1. a conflict between one's obligation to the public good and one's self-interest; 2. a conflict between the private interests and the official responsibilities of a person in a position of trust). For example: A judge cannot judge exhibits that are submitted by their own family or project group.
6. **Display Only Exhibits** - A project item that was not entered on an entry form or not brought in by the designated time for judging is a display only item.
 - A. Do not place display only project items on the Division judging tables. Division Chairs are not responsible for Display Only items.
 - B. Display only items must have a display only tag for identification purposes to prevent loss of project items. Display only tags are available at the Creative Arts & Sciences 4-H Office booth in Exposition Hall.
 - C. Display items will not be judged.

Club Responsibilities (Club Booths)

1. Each 4-H club with exhibits in the Waite Hall is responsible to sign up for hospitality. This is to provide at least two 4-H members and one adult for each shift on Friday, Saturday, or Sunday. There is no maximum number of member and adults who can participate in hospitality. The hospitality group should arrive five minutes before their duty assignment to allow the proceeding 4-H club to leave on time. Uniforms help identify members but are not required, vests are also available. Clubs will sign up for hospitality in the March and April Council Meeting. Each club is responsible for arriving on time for their shift.
2. Club booths are optional. A booth may either be free standing and/or stuck to the wall with painters tape. Only painters tape can be used. No other tape will be permitted. Display area will be 8 x 3 feet, and must be preregistered. 
3. Exhibits will not be displayed in Club Booths. Exhibits will be displayed based on Division.
4. Release of exhibits is on Sunday of Spring Show Week. See schedule for times for organizing contents, and deadlines for picking up projects.

Special Notes

- All Division folders with judging records MUST remain in Waite Hall and may only be removed by a Division Chair.
- Yolo County Rules are supplement to California State rules for California Fairs, which are available online at: www.cdfa.ca.gov/fe

Judging Information

Goals for Judging

The experience of having one's project work judged is to develop:

- An awareness of one's talents and capabilities;
- Knowledge of ways to improve practices and skills;
- A desire to learn more and to improve performance;
- An appreciation of the standards of excellence and the range of acceptability (quality);
- A respect for the need to follow directions;
- An ability to cope positively as to where one places; and
- An appreciation of the work done by others.

Ten Factors for Judging

1. The perfection of skills is not necessarily the main objective of 4-H project work. It is more important for a 4-Her to develop an ability to enjoy doing, and pride in their accomplishments with an eagerness to try something new rather than laboring over the perfection of a skill.
2. Written and verbal comments about the exhibit or the exhibitor's performance by the judges that are specific and constructive provide the educational experience to assist 4-Hers "To Make The Best Better."
3. Evaluate the results and not the methods used in determining the level of achievement. What is the result? It is within an acceptable range and does it meet the purpose it serves?
4. Consider the age of the exhibitor, the number of years in the project, and the difficulty of the exhibit in evaluating the achievement of the individual 4-Her. When there are developmental differences of challenged youth, these will be called to your attention. Do not assume that differences in exhibits fall into this case.
5. 4-H projects are taught by volunteer leaders. Each leader has had different training and experiences and has different abilities.
6. Leaders are encouraged to teach methods that they know and that are easiest for them. Thus, 4-H members in the different 4-H units may be learning different ways of doing their project work.
7. The size of the project groups varies. This is usually small, three to four members, but it may be much bigger. Groups of eleven or twelve are not uncommon. This means some members will receive more individual help than others.

Yolo County Horse Project

8. 4-H members work on individual projects. They can advance at their own rate of speed. They may be challenged by others in the groups but the choice is theirs.
9. Your evaluation of project work is based upon your knowledge and values. Another judge may judge the same class differently depending upon how they view the exhibits or performance.
10. Exhibiting 4-H project work is a learning process for 4-Hers to receive recognition, evaluation of their achievements and encouragement to continue.

Still-Exhibit/Creative Arts & Sciences Projects: Danish System of judging

Best of Division:	The most outstanding exhibit in a Division
100-90%	Excellent, well above the average
89-80%	Good
79-70%	Above Average
69-60%	Average

Glossary of CAS Judging Terms

Open Judging: The opportunity for the judge and the 4-Her to discuss the project exhibit during the judging time. Some of the Creative Arts & Sciences project division offer open judging. Ribbons are awarded by the Danish System of Judging.

Aerospace Flight Contest: Modified Danish System Classes are judged Danish and then special recognition is given to outstanding exhibitors, i.e. Best of Division and place ribbons first through third (Aerospace and Rocketry).

Showmanship: American System of Judging
Ribbons given to 1st – 8th places.

Late Entries: Exhibits not eligible for judging are; "late" entry forms, missed exhibit check in times, extra exhibits beyond the acceptable number for the division or incomplete exhibits.

Special Ribbons: Mustard exhibitor ribbon is given when exhibit is not judged. White with green writing participation ribbon is given when individual was involved in an activity with no judging or received no award if judged by the American System of Judging.

Scorecards: All creative arts & sciences division scorecards are based on a 100-point system. Written comments made by the judges are based upon the identified criteria or standards for each of the divisions. Excellent ribbons and Best of Division ribbons are not mandatory.

Statement of Purpose

Welcome to the Yolo County 4-H Horse Project.

In an effort to standardize forms and enable everyone throughout Yolo County to understand the expectations of the Horse Project, and the Spring Show, the Horse Committee has assembled this handbook.

The Horse Project leaders ask for all project Members and their Parents to thoroughly read the material within the handbook and sign the enclosed acknowledgement form stating that they have read and understand the rules and expectations of the Yolo County 4-H Horse Project.

It is the responsibility of the Member to ensure that deadlines are met and all forms are completed and correct (i.e. entry forms, horse registration forms, etc).

Your Project Leaders will have event information as the year progresses, as many dates are still being set. We are looking forward to as exciting and busy year hope that everyone will find their booklet helpful.

Organizational Structure

If you should have any questions or concerns, please bring them to the attention of the person at the next level of responsibility.

The Horse Committee is organized as follows:

- Yolo County 4-H Office
- Yolo County 4-H Leaders' council
- Horse Committee:
 - Horse Project Leader
 - Member
 - Resource Leaders
 - Junior/Teen Leaders
 - 4-H Program Representative
- Club Horse Project Leaders

Horse Project General Rules

1. **Helmets** - All participants in a 4-H event are required to wear an ASTM helmet when mounted on a horse. It is the responsibility of each exhibitor to assure proper fit of their helmet.
2. **Insurance** - Families are encouraged to provide their own liability coverage for horse activities.

Any individuals (parents, family and friends) who will be at horse related events are strongly encouraged to purchase insurance. This is done by enrolling in 4-H. Adults who purchase the insurance are required to be fingerprinted, but the added security of being covered is well worth the inconvenience. Please contact the Yolo County 4-H Office to request more information.
3. **Membership** - Horse Project membership is open to anyone who is 9 years old or older by December 31, of this year. Members may join at any time during the year. However, members:
 - A. Must be enrolled in 4-H and the Horse Project by December 1.
 - B. Must attend at least 80% of their Horse Project meetings/ Community Club meetings to be eligible to participate in 4-H sponsored state qualifying horse shows. An excused absence will be determined by the Member's project leader.
4. **Meeting Requirements** - Project leaders are expected to schedule at least six project meetings per year and must provide reasonable notice to their Members of those meeting dates to ensure attendance. Please complete the Project Leader Agreement form, and submit to your Community Club Leader.
5. **Club Voting** - Each club is invited to attend Horse Committee meetings. One Leader and one youth from each club may vote.

Horse Registration

1. All horses must be registered with the 4-H Office (Owned or Leased). Horses being used as 4-H projects must be registered with the 4-H Horse Registrar (c/o 4-H office, 70 Cottonwood St., Woodland CA 95695) under the Member's name. Every new horse and rider combination must be registered. Each horse can be registered under multiple Members, but may only be shown by one rider at any one show for the health and well-being of the horse.
2. Each Member may have as many horses registered under their name as they wish. If you are leasing or borrowing a horse for 4-H, you must have a current written lease or agreement signed by both the owner and 4-H Member stating you have use of the horse for the 4-H year. A clear full-body photo of the horse and a lease or agreement, if applicable, must accompany all registration forms. All registra-

tions for Spring Show are due December 1st to the 4-H Office. This also includes the Green Book Signature/ Agreement form. For any other scheduled 4-H Horse Event materials must be submitted to the 4-H office 120 days prior to event.

3. **Horse Safety** - The project leader is responsible for observing a member riding their project horse to verify the rider's ability to handle that horse prior to allowing that rider to participate in a 4-H sponsored event. If at any time during an event the horse is deemed unsafe, it will need to be removed from the site.
4. **Testing Manuals** - Yolo County has moved in the same direction as many other counties in California and has adopted the CHA Composite Horsemanship Manual for both our written and riding testing program. The manual includes everything a member will need to advance through all four levels, both written and riding.
Manuals can be ordered from:
CHA, 5318 Old Bullard Road, Tyler, TX 75703
Phone: 800-399-0138

Testing Requirements

1. All Members who wish to participate in mounted events in Yolo County, or in events outside the county, must pass the Level 1 written and riding test.
2. Members who pass the Level 2 written and riding tests may participate in any event that requires the canter or lope. This includes warm-up at any events, unless the member has passed the Level 2 riding test.
3. The leader in charge of testing must send the written and riding test scores to the 4-H office. Testing must be completed and results received by the registrar at least 2 weeks prior to participating in an event or show. Passing the written test is accomplished by Members achieving a score of 70% correct or greater. The riding test is graded as either pass or fail.
4. **Written Test** - Your Horse Project leader or an active 4-H Member who has passed their Level 4 testing may give other Horse Project Members the written tests at any time. Written tests may be given verbally for Members needing assistance.
5. **Riding Test** - Riding tests are given by a team of at least 2 qualified testing judges. A Resource Horse Leader can be a "qualified testing judge" for the riding test. An active 4-H Horse Project Leader not belonging to the same club as the test taker, and/or a active 4-H Member who has passed the Level 4 written and riding tests, not belonging to the same club.
6. **Level Tests** - Must be completed in sequential order within

the categories of "written" and "riding." For example; a Member may complete all four written tests before taking the riding tests. But, you must remember that the first level test must be completed (both riding and written) to participate in any mounted event.

Green Horse Division

In order to accommodate the more advanced riders who are training young horses, both Yolo County and the State Classic have included a Green Horse division.

1. This is a walk trot only class for horses in their first or second year of competing under saddle.
2. Due to the possibility of safety issues with young horses; the Horse Committee strongly suggests that the Project Leaders and Parents are aware and prepared to deal with any safety issues that may arise.
3. In Yolo County we require the rider in this division to have passed their Level 4 written and riding tests prior to competing in this division. Green Horse is restricted to junior and senior riders.
4. The State Classic rules vary from the Yolo County rules. Green Horse participants need to understand the differences and abide by the rules, depending on jurisdiction.

Green Horse Rule

1. A green horse is a horse that is in its first or second calendar year (January 1 to December 31) of showing in performance classes (meaning under saddle) in any horse show (4-H, open, breed). If the green horse is a junior horse (five years of age or under) and is being shown western, it may be shown with two hands in a snaffle or a bosal or any legal western bit as described in the bits section of the USA Equestrian rulebook.
2. If the green horse is not a junior horse and is showing western, it shall be shown in any legal western bit as described in the bits section of the USA Equestrian rulebook. If the green horse is being shown English it may be shown in any legal bit as described in the bits section of the USA Equestrian rulebook.
3. The green horse division shall be a two-gaited class (walk/trot/jog) designed so that the green horse can compete with other horses of their same experience level, while preparing them to compete in regular classes. Once an eligible green horse has participated in the California State 4-H Horse Classic, it forfeits any further eligibility to compete in green horse division classes at any 4-H competition regardless of discipline.

Horse Show General Rules



1. Age is determined as of December 31, of the 4-H year. Age divisions for riders in Yolo County are:

NOVICE - Any 4-H member showing or exhibiting a specific species for the first time at Spring Show, regardless of age

JUNIOR - Thirteen years old or younger and showing a specific species for the second time or more

SENIOR - Fourteen years old or older

2. Beginner and Green Horse are walk/trot only. The 1st year Beginner will be determined by the years in which the Member participated in a mounted, judged 4-H competition, not by the years the Member is registered in the project. If you are eligible to participate in the beginner division and choose to do so, you should remain in that division for the duration of the 4-H year. If you choose to advance to the age divisions during the year, you may not return to the beginner division and all qualifications for the California 4-H Horse Classic in the Beginner division are not applicable to that horse.
3. Mares, gelding, ponies and mules may be shown: no stallions. Any age animal may be shown, weanling and yearlings are limited to in-hand (showmanship & halter) classes. Mares may not be shown with a foal at their side.
4. A professional trainer may handle horses at any time throughout the 4-H year with a few exceptions.
 - A professional trainer at a 4-H-sponsored event (i.e. shows, clinics, testing days, etc.) may not handle the horses. Trainers will be permitted to give verbal assistance outside of the show ring only. It is expected that a trainer giving assistance to a student will also be willing to give assistance to any 4-H Member who asks.
 - Coaching from the rail during a class is not permitted at any time by anyone. Members receiving guidance during a class can be disqualified. This will be strictly enforced.
 - If an Adult has to mount a horse to correct it, the horse is then disqualified.
5. CSHA Equestrian show rules will be applied for English, western, jumping and trail. CGA rules will be applied for gymkhana. A copy will be on hand at all Yolo County 4-H sponsored shows. Rulebooks are easy to download from various association websites.
6. All judges' decisions are final.
7. There is a \$25.00 entry fee per division to participate in the Spring Show to cover show expenses. The Member may collect sponsorships throughout the year to cover the fee. For example, if a 4-H Member is competing in two divisions, one horse entered in the senior division and one horse entered in the green horse division, two \$25 entry fees/ spon-

sorships are required.

A \$5.00 drug testing fee is required for each horse at Spring Show. Other shows may also require drug testing fees. Refer to show entry forms. Due with entry forms.

8. Once exhibitors and horses are present on the show grounds, Members are required to care for, prepare for showing and show their own animal. Adult or nonmember help (including leaders, parents or trainers) with grooming, exercising and preparing for show, or actual showing of the animal may cause the Member and/or animal to be disqualified. Disqualification consists of withholding ribbons or awards, elimination from further competition, forfeiture of State Classic/State Fair qualifications and removal from the show grounds.
 - A 4-H Member may help another 4-H Member with their horse at any time
 - Exceptions may be made for Members who require assistance (disabled, young, etc.) with saddling, bridling and mounting or for Members with rapid tack or horse changes
 9. All 4-H riders must show proper etiquette/courtesy at all times while at a 4-H sponsored function. The judges, the Horse Committee and active Horse Project leaders reserve the right to excuse or disqualify any horse/rider from a class or the Yolo County 4-H Project Show at their discretion for:
 - The safety of the rider, other participants or the public
 - Unsafe clothing or tack
 - The health of the horse or rider, including lameness of the horse
 - Cleanliness of horse and tack
 - Disrespect to the judges, 4-H volunteers, other participants or the general public
 - Excessive use of a whip, crop or chain. Abuse of any form is not permitted at any time
 - Failure to follow Yolo County 4-H Project Show Rules
 - Refusal to accept ribbons/awards
 10. Conformation, show equipment, or show clothes are not to be considered toward award points by judges. Cleanliness and good repair of equipment will.
 11. Proper attire and etiquette is expected for all participants at Yolo County 4-H sponsored Horse Shows. The 4-H uniform is acceptable in all events at Yolo County sponsored Horse shows, unless otherwise stated on horse show entry form:
 - Showmanship—4-H uniform: white long-sleeved shirt, white or black pants, 4-H tie or scarf, 4-H hat or appropriate western or English attire
 - Western—long-sleeved shirt, western boots, pants, helmet, chaps (optional)
 - English—Hunt Coat (optional), English shirt with collar and pin, breeches or jodhpurs and garters, helmet, English style boots
 - Gymkhana—Boots, pants, button-up shirt, belt with buckle, boots and helmet. 4-H club t-shirts may be worn but should be neat in appearance and all shirts must be tucked in.
 12. Judging will be American System (one 1st place, one 2nd place, one 3rd place, etc.) Classes may be divided according to the number of entries into one to four groups. Trophies or merchandise may be awarded depending on sponsorships or available funds as approved by Leaders' council.
 13. Only participating Members and show personnel are allowed in the show ring.
 14. It is the 4-H Member's responsibility to be at the gate and ready when the class is called. The gate will not be held. Be alert for changes.
 15. Please refrain from talking to any judge (except as required) prior to the judging of a show or class. Exhibitors are encouraged to ask questions on how to improve themselves or their project at the conclusion of the show.
 16. Horse substitutions may be permitted when a request is made to the Horse Committee in advance of a mounted event. However, the horse replacing the original project horse must be registered in the Yolo County 4-H Horse Project, or by an appeal process, either by the Member riding the horse, or by another Member.
 17. Awards: Ribbons are awarded in each class. High point awards will be offered as follows: One award will be offered per horse/rider combination in each discipline (western, English) for each division: beginner, junior, senior and green horse (refer to green horse classifications and restrictions).
 - To qualify for a division high point award, a rider/horse combination must compete in 50% of the class's in that division
 - High points will not be calculated or awarded until the end of the show. Member's high point preferences will be posted at the beginning of the Show
 - An overall High point and Reserve Overall High Point will be awarded
- In case of a tie, the following classes/events will be used as the deciding factor:
- Showmanship points would be used for English and Western High Point
 - Gymkhana High Point ties will be broken by adding all times and fastest total time wins
18. Request for exceptions or additions to any of the rules contained within this Book should be submitted in writing to all of the following:
 - Horse Committee
 - Yolo County Leaders' Council

- Yolo County 4-H Program Representative
- Be sure to include any documentation that may justify the request for exception.

19. Requests related to participation in an event should be made prior to that event (at least two weeks) leaving enough time for consideration of the request.
20. Conflict Resolution Process: The proper method for resolving a conflict is in order below:
 - Project Leader and/or Community Club Leader
 - Horse Committee
 - Yolo County Leaders' Council
 - 4-H Program Representative
21. No dogs are allowed at any Yolo County 4-H sponsored Horse Show with the exception of service dogs. This applies to 4-H Members, family and spectators.
22. Horse Show Riding Classes: American System of Judging Ribbons given to 1st – 8th places; trophies or merchandise, depending upon available sponsorships.

LIVESTOCK STATEMENT OF PURPOSE

The Yolo County 4-H Spring Show is an annual countywide event dedicated to the promotion and enhancement of 4-H youth in Yolo County. The livestock portion of the event is administered by a volunteer Spring Show Livestock Committee, in cooperation with the 4-H Leaders' council and the 4-H Youth Development Office.

The Spring Show Committee is a standing Committee comprised of volunteers led by the Leaders' Council with responsibility for planning, implementation and administration of all livestock events at the Spring Show. The Committee traditionally meets a minimum of three times a year, with additional meetings scheduled as needed.

The Spring Show planning process is dependent upon input provided by 4-H members, leaders, and parents who attend species meetings. The Spring Show Livestock Committee provides leadership and decision-making that will affect individual species shows as well as the overall event. Recommendations affecting individual species shows originate from the species planning meetings held after the show and, again, later in the fall. Recommendations unique to an individual species, originate at individual species meetings.

Species meetings are conducted in such a manner as to provide an open forum for discussing both the successes and failures of the recent show. In addition, they should promote a cooperative atmosphere for planning and decision-making. Anyone interested in making a positive contribution at a species meeting is invited to do so.

Each club that offers animal projects is invited to have a representative present at appropriate species meetings. This individual is encouraged to provide input and cast a vote in the decision making process. Each club with active projects in a species will have the opportunity to cast two club votes at their appropriate species meeting (one youth and one adult). It is in the best interest of the show that the vote of the majority be accepted as reflecting the feelings and desires of the countywide membership regarding individual species issue.



Recommendations presented to the Spring Show Livestock Committee by the appropriate species chair and large animal chair, which are both supported by a majority of the clubs offering the recommendations, will receive the highest consideration. It will be the responsibility of both the individual species chairs and the overall large animal chair to advertise and hold bi-annual species meetings. The species chair, and overall large animal chair, will participate in voting only if they also serve as the appropriate species leader for their respective clubs.

Attention Leaders & Parents

The livestock show is an excellent environment for both teaching and learning. The 4-H member must be present to perform all tasks associated with preparing their animal for show. Leaders and parents are discouraged from assisting after the final check-in times for all species, and disqualification may occur for excessive interference while the 4-H member prepare and care for their animal. Due to the potential for injury to both livestock and people, adults are asked to assist 4-H members only if needed when moving or restraining livestock projects. Only exhibitors from Yolo County are to assist in preparing animal.

Abuse

Any mishandling or abuse of an animal will not be tolerated. Any misconduct determined by the Resolution Committee to be of an abusive nature will be grounds for immediate disqualification and removal of the animal and the 4-H member responsible.

Animal Health

All animals exhibited must be in good health and go through a pre-show vet check at the fairgrounds prior to being unloaded at the barn. Any animal showing evidence of disease or illness will be immediately removed from the barn area and quarantined in a specific area of the Fairground. A licensed veterinarian may be consulted by the owner, at the owner's expense, in questionable cases and their decision will be binding on all parties. The Large Animal Chair and Species Chair may request a licensed veterinarian to check or test any animal that may appear to exhibit any illness, unethical treatment or disease. Any Vet checks requested by the Large Animal Chair and Species Chair, that are unfounded, will be paid for by 4-H. Any Vet checks requested by the Large Animal Chair and Species Chair that are confirmed will be paid for by the owner, and the animal will be removed from the fairgrounds and not allowed to show and/or auction.

Liability

4-H exhibitors accept all risks in displaying or showing their animal projects. 4-H is not responsible for lost, stolen, or damaged items, or the death of an animal.

Consequences

Anyone observing a breach in Code of Conduct or a violation of the rules must promptly report it to the Spring Show Committee and/or 4-H Office Staff. Penalties may include any or all the following:

- Sending a member home
- Not be able to auction animal, may show only
- Fines to a maximum of \$200.00 per occurrence
- Barring that member from future 4-H events
- Termination of 4-H membership (youth and adult)
- The member will be billed for the any cost of damage and/or repairs
- Releasing the member to law enforcement agency or appropriate authority

Animal General Rules


(Large & Small)

All these rules are supplemental to the California State Rules for California Fairs, which are available at the CDFA website:

www.cdfa.ca.gov/fe

1. All 4-H members must follow the General Rules to be eligible to have their project shown and judged at the Yolo County 4-H Spring Show and Auction.
2. A member of 4-H, FFA and/or Grange may transfer projects from one organization to another only once during four years. An exhibitor must have both breeding and market animals registered under the organizations but not for more than one organization during ownership period.
3. The exhibitor will be given a weight receipt as the animal leaves the scale. This is the official weight. If a challenge is made about the official weight of an animal, the challenge must be made before the animal leaves the scale area. The scales will then be cleaned and rebalanced and the animal will be weighed one additional time. The second (challenged) weight will be the official weight and no additional challenges or re-weighs will be allowed.
4. Medication record sheets shall be kept on each animal and be available for review upon request from the Large Animal Chair or Division Chairs.
5. Unethical fitting of any animal including injections of air, gases, solids or liquids into an animal, dyeing or coloring of animal which alters the animals natural color, liquid diets, salting, icing of animals, electric stimulation, artificial filling of animals, denying animals food or drink for extended periods of time or any other type of fitting that alters the natural conformation of the animal, as well as the improper use of drugs will result in immediate disqualification. Drench guns are not approved for use while the animal is on the premises. The use of any product that alters the muscling of an animal is highly discouraged. Any 4-H member, parent, leader or adult who places an animal's health at risk or in danger will be asked to leave the fairgrounds immediately and the animal and 4-H member will be disqualified from the show.
6. For safety reasons, only Club Leaders, and Species Chairs may assist a 4-H member after the animals arrive on the Fairgrounds. This means NO Parents, other adults, or unaffiliated minors may assist the 4-H member with grooming and fitting. 4-H members with physical disabilities may be assisted with the approval of the Species Chair or Large Animal Chair. After 9:00 pm Thursday only the Large Animal Chair, Species Chair and/or their designee's may assist 4-H members in fitting the member's animals. Designee's to be posted in the livestock office. Limited to 2 designated assistants. Yolo County 4-H members may assist other members.



7. A violation of any Specific Rule may result in disqualification of the animal or 4-H member.
8. Only three market animals may be entered per specie. 

Entry Process

1. **Participation Deadline** - All 4-H members must be enrolled by December 1st of the current 4-H program year to be eligible in the Yolo County 4-H Spring Show, Large & Small Animals Divisions.
2. Entry forms are to be completed by the 4-H member who, if needed, may receive help from a parent or project leader. 4-H members are responsible for delivering their entry forms to the 4-H Office.
3. Entry fees shall be as follows:
All fees must be paid at the time of entry. Entry forms will not be accepted without the fee attached.
Market Animals - \$5.00 per each animal
Breeding Animals - \$1.00 per each animal
4. By signing and submitting an entry form the exhibitors, their parents and leaders acknowledge and agree that they:
 - a. Have read and understand the 4-H Spring Show Rules
 - b. Agree to abide by them
 - c. Certify that all information on the entry form is true and accurate
 - d. Agree to comply with the Leaders' Council decision regarding any alleged violation of the 4-H Spring Show Rules
5. All animals entered for judging must be listed on a 4-H Spring Show Animal entry form. Use one entry form for each species and keep a copy of the entry form for your records. **Only animals listed will be eligible to receive a ribbon.** Entry forms are available in the back of this book and may be photocopied.
6. See The Spring Show Schedule for entry form due dates and times. **All entry forms must be submitted to the 4-H Office.** Mailed entries must be postmarked prior to the due date, and mailed to 70 Cottonwood Street, Woodland, CA, 95695.
7. **Primary members** are defined as any member who is 5 to 8 years of age on or before December 31st of the current 4-H program year. Primary members are NOT allowed to show in any animal project, including showmanship.

 - In this book, divisions and departments are the same thing.

Animal Ownership

1. Animal projects must be owned and raised solely by, and under the care and management of, the 4-H member. Animal projects must be under the supervision of an adult 4-H leader. Exceptions may be given to 4-H members with disabilities. Entries must state the disability.
2. **The official ownership date is the date shown on the receipt of sale unless the 4-H member bred the animal.** See species division for all ownership dates.
3. Partnership/Group ownership - Two or more individuals enter into a written agreement to purchase, care, exhibit and sell a market animal. The partnership may not own more than one animal and partners may only participate in one Partnership/Group Ownership per 4-H year.
4. Any group interested in the Partnership/Group Ownership option must contact the Large Animal Chair. They must submit a written agreement at least one month in advance of the ownership deadline for the specie involved and prior to the purchase of the animal intended to be shown by the group. The written agreement must include Name of Partnership/Group Ownership, and Leader and Members Names. All members of the Partnership/Group must sign the written agreement. All members must be current 4-H members. This project may be their **only** Livestock project.

Fairgrounds Use

1. All animals being shown at Spring Show shall first be checked by a Licensed Veterinarian prior to being allowed to unload.
2. See the schedule for the times that the Yolo County Fairgrounds are open. All unauthorized persons must be off fairground property by 10:00 pm each night.
3. During Spring Show, all animals must be fed, watered, and cared for daily by 8:00 am.
4. All vehicles on the Fairgrounds (excluding parking lot) must have a 4-H Parking Permit in clear sight on vehicle dashboard, from Thursday to Sunday of Spring Show Week. Permits are available from the Large Animal Chair for parking around the livestock areas. Vehicles with parking passes may only park in designated spaces. Unauthorized vehicles may be towed at the owner's expense.
5. Camping or staying the night at the fairgrounds is prohibited without the written approval of the Fairground Manager. After receiving written approval from the Fairground Manager, any camping or staying the night at the fairgrounds must be in a designated space or location. All fees shall be paid directly to the Fairground Office and does not involve 4-H. Youth are not permitted to remain overnight on the fairground property, unless camping in a designated area with a

guardian with written permission of the Fairground Manager.

6. All 4-H members, families and friends must remain out of the livestock area after 10:00 pm each night. The Livestock area is off limits to all between the hours of 10:00 pm and 7:00 am.
7. 4-H members are to maintain clean aisles and keep all tack and equipment in its proper place.
8. Animal bedding will be provided initially for each pen. All additional bedding after the initial bedding shall be provided by the individual 4-H member. Sheep, Goats, and Swine must use pine shaving. Beef and Market Dairy Calves may use pine shavings or straw bedding.
9. No netting or pad of any type shall be placed over the straw or shavings.
10. When cleaning our animal pens, paper, wire, and miscellaneous trash must go in garbage barrels. All trash and recyclable materials must go in their designated bins.
11. Animals must remain in their designed livestock area or building for that species.
12. Animals not entered in the 4-H Spring Show or in a 4-H project are NOT allowed on the fairgrounds at any time.
13. 4-H members are responsible for cleaning up after their animals in all areas of the fairgrounds. Come prepared for this responsibility. All animal waste must be cleaned up immediately for health reasons.
14. All **adult assistance** except for safety reasons will end at 9:00 pm on Thursday of Spring Show.
15. The division chairs will assign pens by club and species based on the amount of entries. All club leaders shall submit an animal quantity count sheet for their club by April 15 for pen assignment.
16. 4-H Spring Show ends when the last auctioned animal for processing or resale leaves the grounds, or by 8:00 pm Sunday, whichever comes last.

Judging

1. Wearing of the 4-H uniform is not be required for membership or participation and cannot be used as a factor in judging. Uniforms are highly encouraged.

2. There are two systems of judging:
American - Judges rank exhibits first place through eighth place.
Danish - Judges each exhibit on its own merit against the scorecard or a recognized standard.
3. Breeding and Showmanship classes will be judged under the American system of judging.
4. The Division Chairs have the discretion to limit entries to facility availability and/or cancel or combine sections or classes of three or less entries for meaningful competition.
5. Under no circumstances will a species show begin before its designated time.
6. **Decisions of judges are final and cannot be protested.**
7. During judging, only the show staff or officials may communicate with judges. Any communication by a member or adult may cause a disqualification.
8. **Judging & Conflict of Interest** - A person will not judge any Division when a conflict of interest exists in that division (a conflict of interest is defined as: 1. a conflict between one's obligation to the public good and one's self-interest; 2. a conflict between the private interests and the official responsibilities of a person in a position of trust). For example: A judge cannot judge exhibits that are submitted by their own family or project group, including weighing, calling breeds, or qualifying for shows.



Awards

The following awards will be presented at the Spring Show Arts & Sciences Fair Awards Ceremony on Sunday.

Large Animal Awards

Beef - Grand Champion Market, Reserve Grand Champion Market, Rate of Gain, Novice Showmanship, Junior Showmanship, Senior Showmanship, Public Awareness Award, Champion Female, Champion Bull

Dairy Market Calves - Grand Champion Market, Reserve Grand Champion Market, Novice Showmanship, Junior Showmanship, Senior Showmanship, Public Awareness Award

Swine - Grand Champion Market, Reserve Grand Champion Market, Novice Showmanship, Junior Showmanship, Senior Showmanship, Public Awareness Award

Sheep - Grand Champion Market, Reserve Grand Champion Market, Novice Showmanship, Junior Showmanship, Senior Showmanship, Champion Ewe, Champion Ram, Public Awareness Award, Carcass, Rate of Gain, lad/lady lead

Goat - Grand Champion Market, Reserve Grand Champion Market, Novice Showmanship, Junior Showmanship, Senior Showmanship for Market, Grand Champion Breeding Meat Goat, Reserve Grand Champion Meat Goat, Public Awareness Award, Novice, Junior, & Senior Showmanship for Dairy/Project Goat, Grand Champion Dairy Goat, & Reserve Grand Champion Dairy Goat, Grand Champion Project Goat, & Reserve Grand Champion Project Goat.

Small Animal Awards

Cavies - Best of Show, Best Reserve of Show, Novice Showmanship, Junior Showmanship, Senior Showmanship

Dogs - High Point in Obedience, Best in Show (Showmanship), Novice Showmanship, Junior Showmanship, Senior Showmanship

Exotic Birds - Best of Show, Best Reserve of Show

Pets & Small Animals - Best of Show, Best Reserve of Show

Poultry & Game Birds - Best of Show, Reserve Best of Show, Champion Large Fowl, Reserve Champion Large Fowl Champion Bantam, Reserve Champion Bantam, Champion Meat Pen, Reserve Champion Meat Pen, Champion Waterfowl, Reserve Champion Waterfowl, Novice Showmanship, Junior Showmanship, Senior Showmanship

Rabbits - Best of Show, Reserve Best of Show, Best Meat Animal, Novice Showmanship, Junior Showmanship, Senior Showmanship

Also announced at Awards Ceremony Creative Arts & Science Best of Division winners

Conflict Resolution

1. All conflicts and problems should be directed to the species chair. If resolution is not reached, or the person is unavailable, proceed to the next step of the organizational chart (please see Livestock Statement).
2. If rules cannot be met due to extreme emergencies, please make arrangements with the division chair.

Protesting

1. **Protests** will be considered only if there has been a violation of rules.
2. All protests must be in writing and delivered to Species Chairs and accompanied by a deposit of \$100.00 (cash, money order or certified check made payable to Yolo County 4-H.) The deposit will be returned if the protest is upheld.
3. All Spring Show protests will be brought to the conflict committee by the Species Chair. The committee is comprised of 4-H staff, two members of the Executive Council and appropriate chairs. All decisions of the committee are final and binding to all parties.

4. Given the short duration of Spring Show, the protestor should make every effort to file the protest prior to judging.
5. Any animal involved in a filed protest before or during judging is eligible to compete until the protest is resolved.

Animals Release

1. Animals and tack may be permitted an early release, which allows them to leave the grounds Saturday, one hour after Master Showmanship, but not later than 9:00 pm. The appropriate species chairs may approve early release of animals. Early release papers are available in the livestock office.
2. All animals and tack remaining on grounds Sunday, are released after all auction animals have been loaded. Species chairs are not responsible for any animals remaining after the last auctioned animals are loaded out to processors.
3. **Cages, trays, pens and all animal areas** are to be cleaned before leaving Sunday by 7:00 pm. Failure to completely clean your animal's area may result in a \$100.00 charge to the 4-H member.

Evaluating Spring Show

After Spring Show, an evaluation meeting will be held for volunteers and members to voice their comments, concerns, and ideas to make next years Spring Show more successful. Judges for the following year will be discussed and recommended to the Livestock Committee. One youth and one adult from each club may vote to choose three potential judges and for submitting them to the species committees for final selection.

Please check your monthly newsletter for the meeting dates and times.

Showmanship Rules

Showmanship age is as of December 31st of the current 4-H Program year.

NOVICE - Any 4-H member showing or exhibiting a specific species for the first time at Spring Show, regardless of age

JUNIOR - Thirteen years old or younger and showing a specific species for the second time or more

SENIOR - Fourteen years old or older

The order of showmanship will be Novice first, then Juniors and Seniors will show last for all species. This allows for a 4-H member who wins a lower showmanship class to compete in an advance class if they so choose. Once an individual shows in a more advance class, that member can no longer show in a class below the highest class they have shown in.

1. 4-H members must show their own animal in Showmanship.


2. A 4-H member may, if so desired, enter in a higher showmanship division, but then may not enter a lower Division at future Spring Shows.
3. Showmanship classes will be judged under the American system of judging, 1st through 8th.
4. Showmanship is open to all species exhibitors. All showmanship participants are encouraged to enter their appropriate species classes for showmanship in order to aid the species chairs in determining class sizes, etc. Enter the class number from your species division on the entry form
5. Species chair reserves the right to divide classes and hold runoffs between divided classes.
6. Market, sifted and/or breeding animals may be used as showmanship animals.
7. Each exhibitor is responsible for arriving in the show ring prior to the closing call for each class.
8. Wearing of the 4-H uniform is not required for membership or participation and cannot be used as a factor in judging. Uniforms are encouraged.

Master Showman (previously called Round Robin)

1. Master Showman is a special competition open to exhibitors winning first & second in their Showmanship class (Junior/Senior) in large animal competitions (Beef, Dairy Market Calves, Dairy Goats, Horse, Meat Goats, Sheep, and Swine Divisions) or in small animal competitions (Cavies, Dog Care, Poultry, and Rabbit Divisions) at Spring Show.
2. If a first or second place exhibitor in a single species chooses not to enter Master Showman, then the third place winner is eligible to participate. First and second place 4-H winners must declare within 30 minutes after their last specie, if they will be participating in Master Showman.
3. Horses may be available Saturday for those wishing to practice for Master Showman. Times and location will be announced.
4. The Horse Spring Show follows the Livestock show and, therefore, County winners from the Yolo County 4-H Horse Spring Show will be the representatives for Master Showman at Spring Show.
5. Master Showman winners will be eligible to compete at CA State Fair.
6. Master Showman committee is comprised of species chairs and executive council. Master Showman committee will be responsible for arranging for the retrieval of Master Showman animals, finding judges for the event and tabulating scores.

Auction Rules


1. The auction committee is comprised of the large and small animal chairs, office staff and executive committee members.
2. Species sales order will be determined by the Large Animal Division Chair.
3. A ten (10) percent commission will be charged for all animals that are sold through the Livestock Auction. The commission will be deducted from the total sales amount of the 4-H member's animal.
4. Each club will provide two adults for each species going through the auction within their club to assist during the auction and for assistance in loading out the animals after the auction. The Livestock Office will have a sign-in sheet and request that all clubs sign in.
5. Pictures must be taken during specified times and must be completed in order for a 4-H member to sell in the auction.
6. Only animals achieving the minimum Division standards for grade can be sold i.e., market ready: (lamb, beef, swine and goat) or group 1 (dairy market calves, poultry and game birds), Grade AA Eggs.
7. **Declaring:** Within thirty minutes of the conclusion of the judging of the last market class of that species show, any 4-H member having two or more animals eligible within the species for the auction sale, must advise the Auction Committee by submitting in writing a declaration of which animal is to be sold. If the Auction Committee is not so advised within the above time period, the criteria for sale animals will be as follow: 1: Highest placing, 2: Heaviest weight, 3: First species in sale order, 4: First breed in sale order. The large Animal Division Chair and the Species Chair will make the final decision on all auction sale posting.
8. An exhibitor may sell only one lot (rabbits, poultry, or eggs) or individual animal in the Auction regardless of the species, except if they own multiple Grand Champions. All Grand Champions must sell. Rabbits and Chickens sell in lots. Eggs will sell as a dozen at the auction.
9. Substitution of an animal, or moving an animal up or down in the Auction Sale order, is strictly prohibited.
10. Animals are prohibited from displaying any type of written message on the animals' body or on any removable decorations. Paint, glue (of any type), glitter, chalk, grease markers, felt markers, or any other product to decorate your animal for the auction is prohibited. Only the use of removable items such as wreaths, hats, bows, will be allowed and must be removed from the animal immediately after the ani-

-  11. Notes or request shall not be given or handed to the auctioneers during the auction. All notes and requests shall be given to the Large Animal Chair by 9:00 pm Saturday for review. Notes or requests may not violate State Rules. 4-H members or adults may not enter into a verbal discussion regarding special requests with the auctioneers.
12. The 4-H member must be present to take their animal through the auction ring. 4-H members must stay in the live-stock area and be ready to assemble for the auction when instructed to do so. If the 4-H member is not present, the animal will be withdrawn from the sale and will not be sold. In cases of extreme emergencies, exceptions may be considered.
13. Purchased animals from the auction are to be taken off the fairground property at the end of the auction with an authorized release form. 4-H liability ends when the purchased animal is loaded onto the vehicle or at 8:00 pm on the day of Auction.
14. All animals sold in the 4-H Spring Show auction will be tattooed and are ineligible to sell at other Jr. livestock auctions.
15. 4-H members are required to complete a thank you note to animal buyer(s) and an Animal Project Report Form prior to receiving their money from auction.
16. All auction checks will be released on the same date.
17. No movement of tack or pen bedding after 10:00 am or during auction.
18. An auction lot may be sold only once.

Thank You Notes

All buyers must receive a thank you note!

How do I get my check?

- Write your buyer's thank you note and bring them in to the 4-H office to be checked off.
-  Complete your Personal Development Report Form, Animal Project Report form with the **member, parent, and leaders signatures** and bring it in to the 4-H office to be checked off. The form will be returned to you.
- Any champion winners must have their additional thank you notes completed and checked off by the 4-H Office.
- Any 4-H members that were issued a gate key(s) to the Yolo County Fairgrounds must turn it in and have it checked off by the 4-H Office.
- Any fines incurred during Spring Show, must be paid prior to receiving a check.

Why do I have to write a thank you note?

Thank you notes are extremely important. They show your buyer or sponsor how much you appreciate their support. They also encourage the buyer or sponsor to support a project next year.

Why do I have to send a written thank you note through the 4-H office?

To keep the 4-H program strong with support from our sponsors, it is vital that the 4-H office keep a record of those who have been thanked. Each year we lose sponsors because they never received a thank you note.

Thank you notes should be written and mailed within 2 weeks following Spring Show.

Step-by-Step Instructions:

STEP 1 Write a thank you note to the buyer of your animal and to any other person who donated time, effort, or money to your 4-H project, i.e. Yolo County Farm Bureau, Yolo County Fair Grounds, etc. If you are the recipient of any Champion awards, you must also write a Thank you note to the sponsors of the award.

STEP 2 Get an envelope. Address the envelope to the appropriate buyer or sponsor. Put a stamp on the top right corner of the envelope. **Do not** put your return address on the envelope. The 4-H office will be used as the return address on all Thank you notes.

STEP 3 Thank you notes must be hand delivered to the 4-H office. **Do not place them in the drop box** or mail them to the 4-H office. The 4-H office will mail the thank you notes on your behalf.

STEP 4 Pick up your check from the 4-H office. Checks will not be mailed. Only the 4-H member or parent/guardian may pick up the check from the 4-H office. The **only** exception is for a Community Club Leader with written permission from the parent/guardian.

STEP 5 Cash your check at your bank within 60 days. This will complete the process.

Special Notes:

***Checks will be written only after all buyer and sponsor donations have been received. Community Club Leaders will be notified when checks are ready.**

****A lot of members give gift baskets to their buyer, and that is a wonderful gesture. However, even with a hand deliver basket that includes a Thank you note, an additional **written** Thank you note must be written and mailed through the 4-H office.**

*****If a family member bought your animal you still must write a thank you note and mail it through the 4-H Office.**

CREATIVE ARTS & SCIENCES

Specific Division Rules

EVENTS

Archery



Event: See schedule for times

Specific Rules

1. Competition is open to 4-H Archery members only.
2. Check in for all classes due 1/2 hour before Archery judging is to begin. Registration table is across from the horse arena.
3. Have all Archery equipment identified.
4. No cross bows will be entered.
5. Class 1 and 2 will be judged using the American System.
6. No arrows are to be nocked until you are at designated target area.

Division 10

Archery Accuracy

- 1 9-11 years old
 - 2 12-14 years old
- 15 years old or older

Safety Rules

Total _____/2

- Wait at the line for Range Master's "The range is clear." Do not nock arrow before this call/ (1 point)
- Do not approach the targets until the Range Master calls "Retrieve Your Arrows" (1 point)
- Never stand in front of the line. Do not move away from the line until you have finished shooting
- Remove arrows from the target carefully
- Do not crowd around target
- Take care that there is no one behind you as you pull the arrow
- Pull correctly to avoid damage to arrow or target

Shooting Results Scorecard

Archer: _____
Age as of January 1: ____ Club: _____

Range: 5 Yards 10 Yards 20 Yards

Arrow 1	Arrow 2	Arrow 3
X =3		
3		
2		
1		
0		

Arrow pull 1 or 0

Totals: _____ / 36
Grand Total: _____ Place: _____

Showmanship Results

Bow Part Checklist

Arrow Part Checklist

Cams or Pulleys	Shaft
Limbs	Vanes or Feathers
Back	Tip, Point or Pile
Belly/Face	Nock
Handle/Grip	Crest
Riser	
Shelf	
Sight	
Sight Window	
Arrow Rest	
Nock/ Nock Point	
Serving	
String	
Stabilizer	

TOTAL _____/14 _____/5

Bow Type

Steps to a Good Shot

Compound	Stance
Recurve	Nock
Long Bow	Set
	Predraw
	Draw
	Anchor
	Aim
	Release
	Follow Through
	Evaluate
	In order add 1 point

Total: _____/3 _____/ 11

Overall Score: Total _____ of 71 points

Knowledge Merit Testing

Event: See schedule for times

No entry forms necessary!

Specific Information: The Knowledge Merit Award program recognizes a 4-H member's understanding in a project area. When a member demonstrates proficiency in the project, he/she is awarded a **bronze, silver, or gold medal**. These awards correspond to the beginning, advanced, and expert knowledge levels. The proficiency award creates an incentive for 4-H members to increase their project knowledge. Proficiency is demonstrated by an oral interview, written answers to a project information quiz, a short response to questions about their project or other appropriate hands-on methods. During the Merit event a project administrator evaluates the 4-H member in a project area in accordance with established criteria. Each project area has defined evaluation criteria. Awards are distributed at community 4-H meetings after the Knowledge Field Day.

The projects proficiency tests include:

Creative Arts and Sciences: Aerospace and Rocketry, Archery, Astronomy, Baking, Breads, Clothing, Cooking, Entomology, Fiber, Fisheries, Food Preservation, Leathercraft, Music, Plant Science, Photography, and Woodworking/Carpentry

Small Animals: Cavies, Dog care, Poultry, Rabbits, Service dogs

Large Animals: Beef, Goats, Horse, Swine (Sheep eval. are done at Sheep Field Day)


Come to this county event to have fun and test your knowledge in a project area even if you are not enrolled in that project.

Presentations

Event: Saturday of Spring Show Week

Event: See schedule for times

Specific Rules

1. To enter a presentation please complete an entry form. 
2. A member may give a presentation at Spring Show even if he or she did not give it at Presentation Day.
3. Presentations given at Spring Show are not judged.
4. Giving a presentation at Spring Show counts toward the number of required presentations to earn a star. In addition, it may count toward a Presentation Proficiency Award (see that form, which is distributed at Presentation Day).
5. Presentations will be given in the Waite Hall during Spring Show.
6. A member may give his or her presentation more than one time during Spring Show with the chair's permission.

Rocketry Flight Show

Flight Contest

Event: See schedule for times

Event contingent upon volunteer leadership.

Division 11

Class Description

- F1** Altitude B motor
Achieve the highest using a B motor in a single stage rocket.
- F2** Egg Lofting Altitude C motor
Carry a raw egg to an altitude as possible using a C motor in a single-stage rocket. The egg is intended to simulate an astronaut, who must be properly cushioned and restrained.
- F3** Parachute Duration C motor
Achieve the longest flight duration time using C motor in a single-stage rocket.
- F4** Boost Glider Duration B motor
Achieve the longest flight duration time using a B motor in a single- stage boost glider rocket.
- F5** Open Spot Landing Any size motor
Land your rocket so that the tip of its nose cone is closest to a predetermined spot (target) on the ground.
- All Entries must be built during the current 4-H year
 - Regular Members are expected to prepare and launch their own rocket(s) during the Flight Contest
 - Primary Members may be assisted as necessary
 - Rockets may be entered in more than one division section (example one display section and a flight contest)

For questions or additional information, please contact the division chair.

Creative Arts, Crafts & Hobbies

The project divisions for Creative Arts, Crafts, and Hobbies are Art, Beadwork and Jewelry, Cake Decoration, Collections, and Crafts. Leathercrafts and Photography are project divisions in their own program areas.

Art

Specific Rules

1. There is no limit to the number of items that can be entered in each class.
2. Open judging is an opportunity for the 4-H members to learn and answer questions on their entry with the judge during the judging time. Open judging may be available. Entries must be marked if you want to participate in open judging.
3. Do not sign pictures until after Spring Show. Names must be placed on the back of the work and covered with a paper if the artist is concerned about losing his or her work.
4. Please back and mat all artwork. Matting may be done with either mat board, or poster board. All matted pictures must have hooks or hangers. No pictures with glass will be accepted.
5. Stitchery crafts such as macramé, wall hangings, stained glass, stuffed animals, puppets, dolls, candles, green-ware, seasonal decorations, jewelry and bread dough art items should be entered in the Crafts Division.
6. Originality is the most important criteria in the evaluation of art. In this type of show, you are competing against yourself, and therefore, it is very important that you express your feelings and your attitudes in your art. This is a unique opportunity to learn how others might see your art.

Division 12

Class Description

- 1 Painting
- 2 Drawing
 - a. Drawings (color - marker, crayon, colored pencil)
 - b. Drawings (black and white, pencil, charcoal)
- 3 Multimedia
- 4 Free form clay
 - a. Sculpture (metal)
 - b. Sculpture (paper)
- 5 Three dimension piece
- 6 Pastels (chalk or oil)
- 7 String art
- 8 Print art (including silkscreen)
- 9 Cartooning
- 10 Collage, posters (non-informational), ads, dioramas
- 11 Origami
- 12 Other – describe

Art Scorecard

Originality/Imagination	40	_____
Use of color, black and white, balance and /or motion	10	_____
Readiness for exhibition	10	_____
General appearance		
Neatness matting		
Technical skill based on age	20	_____
Expression	20	_____
Impact		
Feelings conveyed		
Points made		
Total	100	_____

Art ORIGAMI Scorecard

Uniqueness of entry	10	_____
Not same as everyone else		
Neatness	25	_____
Firm creases		
Few mistakes		
Technical Skill	45	_____
Degree of difficulty		
Choice of Paper	10	_____
Color and pattern		
Overall impression and appearance	10	_____
Total	100	_____

Beadwork & Jewelry

Division 13

Class Description

- 1 Single-strand bracelet or necklace
- 2 Earrings
- 3 Wire jewelry (excluding earrings)
- 4 Rings
- 5 Mosaics
- 6 Woven-peyote stitch
- 7 Woven-herringbone stitch
- 8 Woven-loom stitch
- 9 Woven-square stitch
- 10 Woven-brick and ladder stitch
- 11 Woven-netting
- 12 Beaded embroidery
- 13 Knitted or crocheted beadwork
- 14 Other

Beadwork & Jewelry Scorecard

Quality of Craftsmanship	40	_____
General appearance		
Neatness		
Quality of work		
Design	20	_____
Use of color and/or shape		
Visual Impact/Appeal	20	_____
Originality	10	_____
Quality of the Craft for age of Craftsman	10	_____
Total	100	_____

Cake Decorating

Specific Rules

1. Open judging is an opportunity for the 4-H members to learn and answer questions on their entry with the judge during the judging time. Cake decorating will be offering open judging. If you wish to have an entry open judged, be sure to mark on entry form and note open judging times from the schedule
2. Cakes entered can be real cakes, Styrofoam or cardboard. If glue is used, enter in crafts division!
3. There is no limit to the number of entries.
4. The work is to be done by the 4-Her.
5. Be sure to use a sturdy base (plate, heavy cardboard, tray, etc).

Recipe for Royal Icing "Dries candy hard"

3 tablespoons meringue powder,
4 cups sifted powdered sugar,
6 tablespoons warm water

Beat meringue powder, powdered sugar and 4 T water, until icing forms peaks (7-10 minutes at low speed with heavy-duty mixer, 10-12 minutes at high speed with hand-held mixer). Add additional water to achieve desired consistency. Makes 3 cups.

Division 14

Class Description (Quantity)

- 1 Two layer cake (1)
- 2 Sheet cake (1)
- 3 Novelty cake, doll, or shaped cake (1)
- 4 Cupcakes (4)
- 5 Tiered cake (1)
- 6 Specialty items, sugar eggs, decorated candies, ginger bread houses, etc. (1)
- 7 Artificial decorations versus all done by decorator, example non-edible decorations - plastic

Quick and Easy Cake Decorating

Specific Rules

1. Shaped by using cakes baked in round, square, or rectangular pans.
2. No novelty, doll, or special shaped pans may be used.
3. All edible – Entries are to be decorated with candies, coconut, pretzels, candied fruits, etc.
4. Non-edible – Entries may be decorated with artificial decorations. Any entry with a non-edible item **MUST** be entered in the non-edible section.

Division 15

Class Description (Quantity)

- 8 Cake – all edible decoration (1)
- 9 Cupcakes – all edible decoration (4)
- 10 Cake – non-edible decorations (artificial) (1)
- 11 Cupcakes – non-edible decorations (artificial) (4)

Cake Decorating Scorecard

Overall Appearance	45	_____
Balance		
Color Harmony		
Consistency of Pattern		
Neatness	25	_____
Texture of Icing		
Uniformity of Repeat Pattern		
Artistic Quality	30	_____
Overall Eye Appeal		
Originality		
Total	100	_____

Collections

Specific Rules

1. Please list specific type of collection (baseball cards, figurines, key rings, pencils, etc.) on entry form.
2. Please identify the number of years you have been collecting for this collection and your ultimate goal.
3. No limit per section or total.
4. Class refers to the number of years you have been collecting for this collection entered.
5. Returning collections need to have additions.
6. Please check with division chair for display of fragile or large exhibits.

Division 16

Class Description

- 1 Collection – homemade (list type)
- 2 Collection – purchased (list type)
- 3 Collection – found (list type)

Collections Scorecard, Displays

Completeness	20	_____
Condition	20	_____
Educational Value	20	_____
Identification and labeling	20	_____
General Appearance	20	_____
Total	100	_____

Crafts

Specific Rules

1. When entering items, enter them under the section that best describes the overall method you used to make your item.
2. Please bring your own hanger or stand if you do not want your item to lie on a table or hang on a peg board.
3. If you choose to finish or frame your item, the finishing methods will be considered in determining the award.
4. There is no limit to the total number of entries.
5. Please secure your "entry tag" with straight pins, safety pins, tied on, or strongly taped onto each entry.
6. Artwork, crafts and/or furnishings you have made from wood should be entered in the Woodworking Division.

Division 17

Class Description

- 1 Paper maché objects
- 2 Stained glass objects
- 3 Candles
- 4 Macramé
- 5 Hand woven baskets
- 6 Decorated baskets or other decorated objects
- 7 Decorated fabrics (painted or other decorations, but not stenciling)
- 8 Stenciling
- 9 Potpourri, sachets and floral arrangements
- 10 Decoupage
- 11 Painted wooden objects (crafts from wood are entered in the Woodworking Division)
- 12 Wreaths
- 13 Photo album, covered book, box bulletin board, scrap book
- 14 Other – describe

Holiday Crafts

Division 18

Class Description

- 15 Candles
- 16 Decorative baskets
- 17 Decorative fabrics
- 18 Painted wood
- 19 Wreaths
- 20 Other (no clay)

Clay

Original clay work – go to Arts Division, Class 4

Class Description

- 21 Cast piece (painted ready-made clay)
- 22 Holiday cast piece

Group Projects

One Item (made by two or more youth)

Class Description

- 23 Holiday
- 24 Other

All Crafts Scorecard

Quality of Craftsmanship	40	_____
General appearance		
Neatness		
Design	20	_____
Use of color and/or shape		
Visual Impact/Appeal	20	_____
Originality	10	_____
Quality of the Craft for age of Craftsman	10	_____
Total	100	_____

Leathercraft

Specific Rules

1. Limit of five total entries, one or more per section. Chair will accept substitutes within your five entries. If one item is spoiled, another may be substituted.
2. All exhibits must be a finished product to be judged.
3. Secure entry tag to exhibit with string or leather lacing.

Carving

Division 19

Class Description

- 1 Project poster or display panel
- 2 Coin purse
- 3 Key case/Key fob
- 4 Knife sheath or holster
- 5 Billfold
- 6 Eyeglass case
- 7 Checkbook cover
- 8 Notebook cover
- 9 Belt, camera, or guitar strap
- 10 Purse/handbag
- 11 Bridle/halter
- 12 Hair accessories
- 13 Leather bags
- 14 Leather pouch
- 15 Pictorial carving
- 16 Leather garment
- 17 Home furnishings/accessory
- 18 Saddle
- 19 Buckles
- 20 Other (please specify)

Leathercraft Scorecard - Carving

Appearance	30	_____
Clean/ready for exhibit		
Pattern well placed or spaced		
Completeness		
Workmanship	50	_____
Edges – smooth, even well finished		
Lacing – evenly spaced, neat and secure		
Fasteners/closures appropriate and secure		
Decorations -Tooling/carving – sharp and clear		
Pattern – fits shape of article		
Color – well applied (if used)		
Finish – even and smooth		
Quality for age and experience		
Usability	20	_____
Material suitable for article		
Sturdy enough for purpose		
Total	100	_____

Leathercraft

Non-Carving/Stamping

Division 20

Class Description

- 101 Project poster or display panel
- 102 Coin purse
- 103 Key case/Key fob
- 104 Knife sheath
- 105 Billfold
- 106 Belts
- 107 Check book cover
- 108 Leather bag/pouch
- 109 Buckle
- 110 Moccasin
- 111 Leather garment
- 112 Home furnishings/accessory
- 113 Dream catcher
- 114 Others

Leathercraft Scorecard - Non-Carving

Appearance	30	_____
Clean/ready for exhibit		
Pattern (well placed or spaced)		
Completeness		
Workmanship	50	_____
Edges – smooth, even well finished		
Lacing – evenly spaced, neat and secure		
Fasteners/closures appropriate and secure		
Decorations		
Tooling/carving – sharp and clear		
Pattern – fits shape of article		
Color – well applied (if used)		
Finish – even and smooth		
Quality for age and experience		
Usability	20	_____
Material suitable for article		
Sturdy enough for purpose		
Total	100	_____

Photography



Specific Rules

1. Photographs must be taken by the 4-H member entering the item.
2. Attach entry tag at bottom of exhibit so it is visible to judge. Name should not be visible.
3. Number of entries is restricted to ten photographs per member. Photographs may be color or black & white. Photographs may be 135mm film or digital.
4. On back of entry describe type of camera used. List digital settings if applicable. If 135mm was used, describe type (SLR, type of film, F-stop, shutter speed, etc.)
5. Members may use computer assisted photography program to make basic changes such as; color enhancement, saturation, hue, brightness (i.e. changes that are comparable to a dark room process will be allowed). Members using Single Lens Reflex cameras may use lens filters and/or dark room process to achieve desired affects.
6. All pictures must be securely mounted on mounting board. Mounting must be secure and in a proper proportion to photo. No photograph larger than 16" x 20" will be accepted. Note on entry form is professionally mounted.
7. No glass or wood framing will be accepted. Acrylic will be accepted for photo collages only.
8. Photo albums may be made or commercially purchased.
9. Open judging is an opportunity for the 4-H members to learn and answer questions on their entry with the judge during the judging period. There is a possibility of open judging. If available, you will be able to 'open judge' only one exhibit.
10. Judges reserve the right to reclassify entries prior to judging.
11. Judges reserve the right to refuse any entry deemed unsuitable or innapropriate.

Color

Division 21

Class Description

- 1 Still Life (inanimate Object)
- 2 Portrait
- 3 Landscape/Seascape
- 4 Abstract
- 5 Animal
- 6 Other (specify)

Submitted items may be either: single photography, photograph album (ten prints minimum), or photo collage.

Black & White

Division 22

Class Description

- 1 Still Life (inanimate Object)
- 2 Portrait
- 3 Landscape/Seascape
- 4 Abstract
- 5 Animal
- 6 Other (specify)

Submitted items may be either: single photography, photograph

album (ten prints minimum), or photo collage.

Digitally Manipulated

Digitally manipulated photographs would include but not be limited to; moving of objects within the photo, addition or subtraction of objects or parts thereof, changing the photograph from color to black and white or opposite, or mixing of photograph with color and/or black & white.

Class Description

1. Any Image– Color or Black & White

Submitted items may be either: single photography, photograph album (ten prints minimum), or photo collage.

Photography Scorecard

Impact/Subject Interest		
Unique idea or creativeness	10	_____
Tells a story or makes a statement	10	_____
Catches the eye and holds the attention	10	_____
Composition		
Choice of what to include/exclude	10	_____
Choice of format– horizontal/vertical/square	5	_____
Effectively follows the rules of composition*	10	_____
Avoids negative rules of composition*	10	_____
Technical Quality		
Focus– focal point and depth of field, or effective use of soft focus	10	_____
Choice of tonal range and color	10	_____
Proper exposure	10	_____
Presentation—mounts and matting	5	_____
Total	100	_____

* If rules of composition are broken, does it work?

Culinary Arts

The project divisions are: Baked Goods, (cookies, cakes, and pastries), Nutritious Foods, (entrees, appetizers and nutritious snacks), Breads (yeast, quick, muffins, etc), Candy Making, Food Preservation, Freezing, Drying, and Canning. All of the rules pertaining to these divisions are listed below.

Specific Rules

1. Entries do not have to be in plastic bags, but need to be covered and secure.
2. Entries must use correct Division and Class numbers. If you need help ask your 4-H leader, 4-H Office, or the Chair. Entry substitutions may only be made within the same class as the original entry (e.g. if you enter class 13, fruit pie, and write apple pie on your original form, you can substitute a peach pie, but you cannot substitute a cheesecake or cookies). Incorrect substitutions will not be accepted.
3. All entries must be "made from scratch" unless entered in the "Quick and Easy Baking" sections.
4. **A recipe must be included with every entry** - even those from the 4-H Project Manuals. Any entry brought in without a recipe will not be judged, but may be displayed in the club's booth.
5. The quantities listed next to the food are the required amounts for each entry. Any entry with an incorrect quantity (either more or less) will be disqualified.
6. Any entry that requires refrigeration must be brought in and left in an insulated container until judging. Failure to do so will result in the entry not being accepted. No exceptions!
 - A. Perishable items are marked with an asterisk*.
 - B. If you are not sure if your entry is considered a refrigerated or perishable product, please contact the division chair.
 - C. Hot or warm entries will not be accepted
7. Perishable food items will be judged but will not be displayed due to the potential for food borne illness. Instead, photos will be taken and displayed.
8. Entries to be re-heated, such as casseroles, soups, stews, stir fries, and appetizers, must follow Rule #6 above, but be sure to include re-heating instructions for a microwave oven.
9. If a hair or foreign object is found in or on any entry, it will be disqualified.

Baked Goods

Division 22

Class Description (Quantity)

- 1 Cookies (6)
- 2 Brownies (6)
- 3 Frosted cake (whole)
- 4 Unfrosted cake (whole)
- 5 *Fruit pie (whole)
- 6 *Refrigerated pie (whole)
- 7 *Cheesecake (whole)
- 8 Pastries (6)
- 9 Other-not listed (must specify)

*Perishable entries are ones that include, but are not limited to, ones with frosting or filling that requires refrigeration to prevent the potential of spoiling, such as creams, custards, cheesecakes, pumpkins, pecan, meringue, whipped cream, ice cream etc. Perishable foods will not be displayed due to the potential for food borne illness.

Baked Goods Scorecard

Appearance	30 _____
Surface (crust of frosting)	
Crust – color, texture, and depth	
Frosting – glossy, not granular, soft, not sticky, suitable flavor	
Filling (If appropriate) – minimum ¼ inch, fluffy, good flavor blend with cake	
Texture	35 _____
Butter cakes – tender, fine, even grain, moist but not elastic	
Fruitcake – not sticky or gummy, dry or crumbly	
Flavor	35 _____
Delicate and pleasing, natural flavor or ingredients	
Total	100 _____

Pastries Scorecard

Appearance	20 _____
Color	
Shape	
Crust	40 _____
Texture – flaky, tender	
Flavor – agreeable, no pronounced taste of fat or salt	
Filling	40 _____
Flavor – natural or well blended	
Consistency – fruit moist but not syrupy, well cooked; filling should hold shape but be smooth and soft	
Meringue – light tender, evenly browned; no shrinking from sides; no weeping at least ½ inch	
Total	100 _____

Quick & Easy Baking

Specific Rules

- Item is made from a mix. The panel of the box with instructions must be included with each entry.
- You may add to the mix, but include the recipe along with the box panel.

Class Description (Quantity)

- Cookies (6)
- Brownies (6)
- Unfrosted cake (whole)
- Frosted cake (whole)

Cookies Scorecard - Rolled, Dropped

Appearance	30	_____
Outside – uniform, not too thick, Size – not over 3 inches, Surface – color and texture		
Texture	35	_____
Characteristic of type		
Flavor	35	_____
Natural flavor of ingredients – no off flavor		
Total	100	_____

Nutritious Foods

Division 23

Class Description (Quantity)

- Granola (1 cup)
 - Foods from around the world - specify entry (2 svgs)
 - *Nutritious snack (2 svgs)
 - *Salad - ready to serve (2 svgs)
 - *Dairy products - cheeses, butter, ice cream, etc. (2 svgs)
 - *Dips (1 cup)
 - *Deviled eggs (six halves)
 - *Appetizers (6 pieces)
 - H Casserole (2 svgs)
 - H Soup or Stew (2 svgs)
 - H Stir-Fry (2 svgs)
 - H Other-not listed - must specify (2 svgs)
- * Denotes perishable products that must be kept cold. Bring the item in an insulated container.
- H Denotes perishable hot products. Item must be brought in cold in an insulated container and reheated for judging.

Perishable Products Scorecard

Flavor	40	_____
Fresh ingredients		
Ingredient used in correct proportion		
Blended		
Pleasing in amount		
Body, Texture, Color	40	_____
Texture even and in keeping with product		
Moisture as expected for product		
Color even and in keeping with product		
Uniform in size and thickness		
Overall Appearance and Safety	20	_____
Appealing		
Proper container to keep product fresh, hot or cold		
Total	100	_____

Quick Breads and Non-Yeast Breads

Leavened with Baking Powder, Baking Soda or steam, rather than yeast.

Division 24

Class Description (Quantity)

- Coffee Cake – (whole)
- Nut, fruit, vegetable bread – (whole)
- Muffins (6)
- Biscuits (6)
- Scones (6)
- Donuts (6)
- Other quick breads (whole)

Yeast Bread Loaves

One Whole Loaf

Class Description

- White bread (whole)
- Dark bread (whole wheat, rye, oats, etc)
- Savory bread (with onion, cheese, herbs, etc)
- Sweetbread (with sugar, spices, fruits, etc)
- Sourdough bread (whole)
- Rolls, any type, dinner or sweet (6)
- Donuts or fried yeast bread (6)
- Bread machine breads (whole)
- Other yeast breads (whole)

Quick & Easy Baking

Specific Rules

- Item is made from a mix. The panel of the box with instructions must be included with each entry.
- You may add to the mix, but include the recipe along with the box panel.

Class Description (Quantity)

- Muffins (6)
- Other breads mix-specify entry

Breads, Quick Breads, Muffins & Rolls Scorecard

Flavor	30	_____
Taste and aroma, Sweet, nutty, blended		
Texture	25	_____
No streaks or close grain		
Size and uniformity of cell walls, Elasticity		
Appearance	15	_____
Shape proper dome, Smoothness, Crust color		
Lightness	15	_____
Crust	15	_____
Thickness		
Quality, Crispness, Tenderness, Uniformity		
Total	100	_____

Candy Making

Specific Rules

1. Do not have more or less on a plate than requested. You will be disqualified.
2. Refrigerated items are ok as long as perishable rules are followed.
3. All Food rules on page 14 apply to candy making.

Division 25

Class Description (Quantity)

- 1 Dipped with centers (6)
- 2 Molded chocolate decorated and undecorated (6)
- 3 Shaped hard candy (6)
- 4 Brittles Toffee (6)
- 5 Fudges (6)
- 6 Mints (6)
- 7 Divinity, Nougats (6)
- 8 Taffy, Caramels (6)
- 9 Miscellaneous - cereal and popcorn candy, marshmallow, jellies (6)
- 10 Suckers (6)

Candy Making Scorecard

Texture	30 _____
Crystalline – velvety, creamy	
Non-crystalline – smooth	
Flavor	30 _____
Blended	
High quality	
Pleasing	
Consistency	25 _____
Crystalline – firm, not hard, or soft	
Non-crystalline – should hold shape – no crystals	
Appearance	15 _____
Color of pieces	
Size of pieces	
Shape of pieces	
Total	100 _____

Food Preservation

Specific Rules

1. Please bring perishable frozen entries in an insulated container.
2. Frozen entries will be judged according to the packaging methods used and quality of product.
3. Be sure each jar or package is properly labeled for storing with the name of product, method, date of processing and state any spices that have been added.
4. Use standard canning jars with rings, Ball or Kerr-type jars, (not mayonnaise jars) etc., due to safety factors.
5. Please pick up open jars after judging. Jars not picked up will be disposed of.
6. Entry quantity is one package for freezing and drying and two jars for canning.
7. Include recipe(s) with the prepared foods section entries (32, 33, 34, 35, 36, 39, 40, and 41). Follow tested recommended recipes from National Center for Home Food Preservation (www.uga.edu/nchfp/) or another reputable source such as Ball Blue Book.
8. Check section listing carefully for amount of product required.
9. Name and club must be written on the bottom of each jar. Open jars not claimed and not identified will be disposed of and jars will be recycled by the close of Wednesday.
10. Not following the above rules may disqualify the exhibit for judging or awards.

Freezing

Specific Rules

- 1 Present item in approved freezer containers or wraps.

Division 26

Class Description

- 1 Fruits
- 2 Nuts
- 3 Juice
- 4 Jam or jelly - uncooked
- 5 Barbecue sauce
- 6 Prepared foods -baked, etc.
- 7 Vegetables
- 8 One food prepared for freezing, 3 different ways (3 packages)
- 9 3 - 5 foods prepared for freezing in the same way
- 10 3 - 5 foods to fit a menu (include on small card)

Drying

Specific Rules

1. Packaged for storage.
2. State method used - sun, oven, or dehydrator.

Division 27

Class Description (Quantity)

- 1 Jerky (three strips, 1" X 4")
- 2 Fruit leather (2 rolls, 1" X 8")
- 3 Dried fruit (five pieces or 1/4 cup)
- 4 Dried vegetables (five pieces or 1/4 cup)
- 5 3 - 5 different foods, same method
- 6 3 - 5 foods to fit a menu - include on small cards
- 7 Any other not listed above

Dried Foods Scorecard

Attractiveness and container	30	_____
Color	20	_____
Texture	20	_____
Aroma	30	_____
Total	100	_____

Canning

Specific Rules

1. Two sealed jars, no paraffin for all canning entries.
2. For tomatoes or tomato recipe, show that lemon juice or vinegar has been added.

Division 28

Class Description (Quantity)

- 1 Pear - whole or pieces
- 2 Cherries - whole or pieces
- 3 Peaches - whole or pieces
- 4 Apricots - whole or pieces
- 5 Applesauce
- 6 Apples - whole or pieces
- 7 Tomatoes
- 8 Juice - fruit or tomatoes
- 9 Jam or preserves
- 10 Jelly
- 11 Marmalade
- 12 Pie filling or dessert topping
- 13 Pickles - sweet
- 14 Pickles - other than sweet
- 15 Salsa - or other relish
- 16 Catsup or chili sauce
- 17 Vegetables - pressure canned
- 18 Meats - pressure canned
- 19 One food prepared three ways (three jars)
- 20 3 - 5 different foods - same way
- 21 3 - 5 foods for a menu -include menu on card
- 22 Other canned items/specialties

Jellies, Jams, Preserves & Marmalades Scorecard

Appearance & Color	15	_____
Clearness	10	_____
Container	5	_____
Texture	35	_____
Flavor	35	_____
Total	100	_____

Pickles & Relishes Scorecard

Container	10	_____
Appearance	65	_____
Color, Size, Liquid, Texture		
Safety and suitability	25	_____
Total	100	_____

Juices & Sauces Scorecard

Container and label	20	_____
Appearance - particularly color	25	_____
Texture - right thickness no pieces	15	_____
Taste - natural flavor	40	_____
Total	100	_____

Engineering

The project divisions for Engineering are: Aerospace & Rocketry, Electricity/Electronics, Metal Work/Welding, Petroleum Power (Small Engines & Farm Machinery), Static Scale Models, and Woodworking.

Aerospace & Rocketry

Craftsmanship

Division 29

Class Description

C1 Open Display

Any model rocket - built from kit, scratch, or original design. RTF (ready-to-fly) kits are discouraged due to lack of difficulty.

C2 Scale

Model must be constructed to exact scale of actual vehicle. Display must include technical data (dimensions) and brief, written historical summary. Model dimensions will be measured by judges.

C3 Sport Scale

Model must be of similar design, appearance, and proportions to actual vehicle, but dimensions will not be measured. Brief, written historical summary is required.

C4 Science Fiction

Model must be of similar design, appearance, and proportions to depicted vehicle. Modifications to improve flight performance are permitted.

C5 Diorama

Model is to be displayed in a realistic depiction, which may include elements such as a launch complex, astronaut or ground crew figures, support equipment, etc. Exact scale is not required.

Equipment

Class Description

C6 Launch Controller

Battery-powered launch controller built from kit or original design. Electrical connections must be visible for judging. Electronic components are optional. Function check will be performed during judging. Schematic diagram optional.

C7 Launch Pad

May be constructed from any suitable material such as wood, metal, or plastic. Must be original design (not a kit), functional, and include launch rod and blast deflector. May be co-displayed with rocket.

C8 Electronic

Battery-powered electronic system built from kit or original design. Payload Electrical connections must be visible for judging. Function check will be performed during judging.

Must be displayed along with intended payload section of rocket and include written description of function. Maybe co-displayed with rocket. Schematic diagram optional.

Showmanship

See schedule for date and time of event.

- S1 Novice (Any 4-H member showing or exhibiting a specific species for the first time at Spring Show, regardless of age)
 S2 Junior (Thirteen years old or younger and showing a specific species for the second time or more)
 S3 Senior (Fourteen years old or older)

Aerospace & Rocketry Scorecard - Display Model

Workmanship	30	_____
Details	20	_____
Degree of difficulty	30	_____
Color and Markings	20	_____
Total out of	100	_____

Aerospace & Rocketry Scorecard - Scale Model

Workmanship	30	_____
Details	20	_____
Degree of difficulty	10	_____
Research	10	_____
Realism	20	_____
Measurements	10	_____
Total	100	_____

Aerospace & Rocketry Scorecard - Showmanship

Knowledge	30	_____
Safety considerations		
Component part of the flight vehicle		
Firing or propulsion techniques		
Creativity		
Communication	50	_____
Confidence, manner, voice, appearance		
Audience content		
Display techniques		
Enthusiasm, closing		
Workmanship	20	_____
Clear visual aid		
Neat detail work		
Appearance		
Total	100	_____

Electricity/Electronics

Specific Rules

1. Unsafe or faulty items will be disqualified and will NOT receive exhibit ribbons.
2. No limit on number of entries.

Division 30

Class Description

- 1 Simple switch display
- 2 Electromagnet
- 3 Simple meter
- 4 Test lamp with 220V
- 5 Circuit board
- 6 Ventura wire motor
- 7 Electric motor
- 8 Electric pencil
- 9 Electroscopes
- 10 Crystal radio
- 11 Extension cord, heavy duty 3
- 12 Ornamental lamp (state if kit or original)
- 13 Shop lamp
- 14 Study lamp
- 15 Olfactory current synthesizer
- 16 Electric pest control
- 17 Wire splice display
- 18 Tool box
- 19 Continuity tester
- 20 Display of tools
- 21 Thermostat, any type
- 22 Transformer, 120V to 6-12 VDC
- 23 Telegraph
- 24 Photoelectric relay
- 25 Buzzer
- 26 Flood light
- 27 Transistorized intercom
- 28 Two transistor amplifiers
- 29 Binary adder
- 30 Hotdog cooker
- 31 Repaired item (give nature of repair)
- 32 Solar energy application (tell what it is)
- 33 Other - please specify

Electricity Scorecard

Appearance	30 _____
Symmetry, finish, attractiveness, Completeness and overall eye appeal	
Workmanship	40 _____
Well constructed and where applicable Originality in design, decoration, ornamentation Mounting, etc.	
Utility and Safety	30 _____
Where applicable, suitability for purpose intended. (Any unsafe item will be disqualified)	
Total	100 _____

Metal Work/Welding

Division 31

Class Description

- 1 Metal Work - decorative
- 2 Metal Work – useful piece
- 3 Recycle Art – entirety of recycled material

Metal Work/Welding Scorecard

General Appearance	10 _____
Workmanship	20 _____
Mechanical ability	30 _____
Construction design	30 _____
Usefulness	10 _____
Total	100 _____

Petroleum Power

(Small Engines & Farm Machinery)

Specific Rules

1. The judge may disqualify entries if they are unsafe. The determination of the entry's safeness is left to the discretion of the judge.
2. No starting fluids may be used during judging. This usage would constitute a disqualification.
3. Include a written summary of what was done to the exhibits. If a written summary is not included, the highest attainable award is a red ribbon.
4. Judging will be held with the judges and member only, no spectators. 4-HER MUST BE PRESENT FOR JUDGING.
5. Dyma tape labeling is not acceptable. For labeling use paper covered with contact paper or like substance.
6. State size of exhibit. This is important information to determine club booth size to display exhibit.
7. Team/Group project exhibits are accepted. Please note on form that it is a group entry. Team/Group exhibits will be judged as one but each person will receive the ribbon award up to Outstanding Achievement.
8. Individual entries are encouraged.
9. Best of Division ribbons will be given out to both individual and group entries with group entry receiving only one Best of Division ribbon.

Division 32

Class Description

- 1 Rebuilt engine - Be able to demonstrate starting and running, and be able to answer questions the judge may ask about the engine
- 2 Demonstrate kit or tool parts
- 3 Cut-away battery display, parts labeled
- 4 Air cleaner exhibit (mounted air cleaners before and after cleaning with parts labeled or displayed or different types of air cleaners with parts labeled)
- 5 Electrical display - (related to engines electrical and/or ignition)
- 6 Oils and greases display, labeled for type and purpose
- 7 Safety display

- 9 Mounted disassembled engine (labeled)
- 10 Pictorial display (photographs or drawings related to project)
- 11 Reconditioned equipment (state what) or tractor
- 12 Continuing project (state of display)
- 13 Other - please specify

Petroleum Power Scorecard		
Small Engines, Automotive, Tractor, Antique Equipment		
Appearance	20	_____
Eye appeal		
Fuel or oil leaking		
Is there grease on the paint or any paint missing?		
Labeled clearly		
Workmanship	30	_____
Is the carburetor clean?		
Is there carbon in the combustion chamber?		
Is all the old paint removed?		
Is the spark plug getting spark?		
Is there proper compression?		
Is the air cleaner properly prepared?		
Is there rust in the gas tank?		
Wheels and tire pressure and alignment?		
Completeness of entry.		
Utility	20	_____
Is the project functional as displayed?		
If an engine is not mounted, it is unsafe and may be disqualified.		
Safety devices functional?		
If an engine, does it run properly?		
Kits or displays useful as teaching aids.		
Member's Knowledge	30	_____
Does the member answer questions correctly?		
Does the member provide a report giving an accurate account?		
Of the project work done, purpose and usefulness.		

Static Scale Models

Specific Rules

1. Use the standard 4-H Spring Show Creative Arts & Sciences entry form.
2. Models should be constructed for display only. No powered or radio control models will be considered.
3. Include sub-category on entry form.

Division 33

Class Description

- 1 Models constructed from commercial plastic kits.
 - P1 Aircraft
 - P2 Rockets and spacecraft
 - P3 Ships
 - P4 Automotive
 - P5 Other (anatomical models, Star Trek models, etc.)
- 2 Models constructed from commercial wood kits
 - W1 Aircraft
 - W2 Ships
 - W3 Other
- 3 Scratch built models from any material (Models may be built from plans or be of original design. Model may not be assembled from a commercial kit).
 - S1 Aircraft
 - S2 Ships
 - S3 Other
- 4 Diorama (a scale model displayed in an authentic setting). May be kit or scratch built of any material.
 - D1 Aircraft, ships, automotive
 - D2 Other
- 5 LEGO
 - L1 Aircraft, ships, automotive
 - L2 Rockets and spacecraft
 - L3 Other
- 6 Scale Model- any media, describe and provide scale information

Static Scale Models Scorecard

Overall Appearance	15	_____
General impression (30 points if paint and decals are not applicable to model)		
Craftsmanship	40	_____
Quality of workmanship in the construction and assembly of the model		
Paint and Decals	15	_____
Quality of application – these points may be added to overall appearance if paint and decals are not applicable to particular entry		
Detail	15	_____
Accuracy and Authenticity	15	_____
Appropriate colors, correct configuration, etc.		

Woodworking

Specific Rules

1. Limit of ten different entries.
2. All items should have an appropriate finish, i.e., cutting boards should have a non-toxic finish (vegetable oil); sleeve boards should not have finishes.
3. Please specify size of exhibits, i.e., tables, furniture. In addition, members with large items must return Wednesday afternoon to help move exhibit to your club booth.

Division 34

Class Description

- 1 Bench hook
- 2 Bolt and screw rack
- 3 Cutting board
- 4 Tool box
- 5 Wood toy or game
- 6 Safety equipment display
- 7 Utility stool
- 8 Spice rack/napkin holder
- 9 Knife rack
- 10 Small tack box
- 11 Corner shelves
- 12 Birdhouse
- 13 Bird feeder
- 14 Nesting box
- 15 Doghouse
- 16 Large tack box
- 17 Picnic table
- 18 Article of furniture - please describe
- 19 Woodcarving
- 20 Desk
- 21 Chair
- 22 Repaired or finished wood item - List steps in reconditioning article on entry card
- 23 Other furniture - please describe
- 24 Any other wood item - please describe
- 25 Raw, unfinished item
- 26 Continuing project (work in progress)

Woodworking Scorecard - Box Project Grading Form

Grading appearance	20	_____
Joint Construction	10	_____
Square ness or fit	10	_____
Accuracy of measurements	10	_____
Gluing or laminating	10	_____
Preparation for finish	10	_____
Finish	10	_____
Function	10	_____
Fasteners	5	_____
Appropriate use of materials	5	_____
Total	100	_____

Home Arts

The project divisions for Clothing and Textiles and Home Arts and Furnishings are Sewing, Quilting, Knitting and Crocheting, Weaving, Spinning, Felting, and Embroidery.

Specific Rules

1. Open judging is an opportunity for 4-H members to learn and answer questions on their entry with the judge. If you wish to have an entry open judged, be sure to mark on entry sheet.
2. Specific Rules pertaining to the divisions are listed below.

Home Arts Scorecard

Workmanship	40	_____
Suitability of article to purpose	20	_____
Beauty and originality of design	20	_____
Harmony of color and materials	20	_____
Total	100	_____

Sewing

Specific Rules

1. Clothing must be on hangers.

Division 35

Class Description

- 1 Apron
- 2 Blouse/shirt
- 3 Costume
- 4 Dress, casual
- 5 Dress, dressy or formal
- 6 Coordinated outfit
- 7 Jacket/coat
- 8 Nightwear
- 9 Purse
- 10 Backpack, duffle bag, book bag
- 11 Hair accessories
- 12 Footwear
- 13 Table accessories- napkins, placemats, table runner, and tablecloth
- 14 Pillows, cushions, chair pads
- 15 Curtains, draperies
- 16 Lined basket
- 17 Lampshade cover
- 18 Stuffed, rag or other dolls, animals, puppets
- 19 Other, name
- 20 Garment, quilted or embellished by fiber art techniques
- 21 Other, quilted or embellished by fiber art techniques

Sewing Scorecard	
How it looks	40 _____
Clean, ready for display	
Well pressed – outside	
Well pressed – inside	
Fabric and trim appropriate for the style	
How it is made	60 _____
Cut “on grain”	
Seam even, suitably finished	
Stitching – machine or hand	
Darts	
Hem	
Neckline finish of color	
Sleeves or armholes	
Buttonholes or fastener	
Belts, pockets, etc.	
Interfacing	
Lining	
Waistline	
Other	
Total	100 _____

Quilting

Division 36

Class Description

- 1 Quilt, appliquéd, patchwork, machine sewn, hand quilted, any size
- 2 Quilt, appliquéd, patchwork, machine sewn, machine quilted, any size
- 3 Quilt, any pattern, hand sewn, hand quilted, any size
- 4 Quilt, whole-cloth or printed panel, hand quilted, any size
- 5 Quilt, other than above including reworked
- 6 Quilt, group project
- 7 Pillow, quilted, appliquéd, patchwork

Quilting Scorecard	
Workmanship (binding, corners, stitching, etc)	40 _____
Suitability of article to purpose	20 _____
Beauty and originality of design	20 _____
Harmony of color and materials	20 _____
Total	100 _____

Knitting & Crocheting

Division 37

Class Description

- 1 Knitted scarf
- 2 Knitted blanket, any size
- 3 Knitted baby item, name
- 4 Knitted sweater, name
- 5 Knitted, other apparel, name
- 6 Knitted novelties
- 7 Knitted pillow
- 8 Knitted & Felted item, all
- 9 Crocheted scarf
- 10 Crocheted blanket, any size
- 11 Crocheted baby item, name
- 12 Crocheted apparel, name

13 Crocheted placemats, doilies (set of two)

14 Crocheted & Felted item, all

Knitting & Crocheting Scorecard

General Appearance	25 _____
Clean and neat, Properly blocked, Yarn selection	
Workmanship	50 _____
Uniform stitches, Tension (uniform), Gauge (correct for pattern)	
Attaching, joining yarn (neat), Ends woven inconspicuously	
Stitches not twisted or split	
Suitability	25 _____
Appropriate for intended use material suitable for article	
Total	100 _____

Weaving

Division 38

Class Description

- 1 Scarf
- 2 Placemat
- 3 Shawl
- 4 Other
- 5 Patterned weaving
- 6 Navajo weaving
- 7 Tapestry weaving
- 8 Woven, felted

Weaving Scorecard

General Appearance	30 _____
Clean, neat, ready for exhibit, Color harmony and texture if appropriate	
Workmanship	40 _____
Suitability	20 _____
Appropriate for intended use material suitable for article	
Creativity	10 _____
Total	100 _____

Spinning

Specific Rules

1. Entry quantity is a minimum of 1 ounce.
2. Class is determined by method of creation.

Division 39

Class Description

- 1 Drop spindle, single ply
- 2 Drop spindle, double ply
- 3 Drop spindle, 3+
- 4 Wheel, single ply
- 5 Wheel, double ply
- 6 Wheel, 3+

Spinning Scorecard

General Appearance	30 _____
Clean, neat, ready for exhibit, Color harmony and texture if appropriate	
Workmanship	50 _____
Suitability	20 _____
Appropriate for intended use material suitable for article	
Total	100 _____

Felting

Specific Rules

1. If article was knitted, crocheted or woven, do not include in the felting division.
2. Please list methods used: wet felting, needle felting, or combination method.

Division 40

Class Description

- 1 Flat, 6x12"
- 2 3D creations, under 6"
- 3 3D creations, over 6"

Felting Scorecard

Well meshed	20	_____
Durable	20	_____
Appropriate for intended use	10	_____
Originality	20	_____
Difficulty of design	15	_____
General Appearance	15	_____
Total	100	_____

Embroidery

Specific Rules

1. Please bring your own stand or hanger if you do not want your item to lie on a table or hang on a peg board.
2. Finishing/framing methods will be judged.

Division 41

Class Description

- 1 Ready made apparel, embellished hand embroidery, all forms
- 2 Ready made apparel, embellished machine embroidery
- 3 Pillow cases, hand embroidered, all forms
- 4 Pillow, hand embroidered, all forms
- 5 Other, hand embroidered (ornaments, purse, accessories, etc.)
- 6 Picture, cross stitch, under 12"
- 7 Picture, cross stitch, over 12"
- 8 Picture, needlepoint, any size
- 9 Picture, other (crewel, silk ribbon, candle wicking), under 12"
- 10 Picture, other (crewel, silk ribbon, candle wicking), over 12"
- 11 Machine embroidery, all

Embroidery Scorecard

General Appearance	30	_____
Clean, neat, ready for exhibit, color harmony, and texture, individuality of design		
Workmanship	50	_____
Stitches even, secure, even thread/yarn ends – joined or woven inconspicuously, secure blocked, smooth, neat, flat, framing on grain, secure finishes – smooth, neat, flexible, fasters/hangers – inconspicuous, appropriate, well placed secure		
Suitability	25	_____
Sturdy enough for intended use, material suitable for article		
Total	100	_____

Sciences

Animal Science

Specific Rules

1. No live exhibits will be accepted.
2. There is no limit to the number of entries.
3. Scorecards for Classes 1 and 2 can be found in the 4-H publication ABOUT JUDGING, available at the 4-H Office. The scorecard for Class 3 will depend upon individual entries.

Division 42

Class Description

- 1 Panel display
- 2 Notebook or portfolio related to project
- 3 Other - describe

Animal Science Scorecard

Eye appearance	30	_____
Workmanship	50	_____
Usability	20	_____
(Use in everyday life or as a teaching total)		
Total	100	_____

Beekeeping

Division 43

Class Description

- 1 Comb, Honey, any one variety
- 2 Extracting frame, any one variety
- 3 Cut Comb Honey, any one variety
- 4 All Other Honey, any one variety
- 5 Scrapbook or poster
- 6 Educational Display
- 7 Fun with Beeswax – items made from Beeswax, such as candles or sculptures

Beekeeping Scorecard - Honey

Uniformity, cleanliness & general appearance	30	_____
Freedom from impurities and granulation	20	_____
Quality of liquid honey	25	_____
Quality and neatness of comb honey	20	_____
Uniform and accurate volume of honey	5	_____
Total	100	_____

Beekeeping - Informative Exhibits

Expression of concept or theme	60	_____
Clearly stated, logically organized, interestingly developed, Subject matter covered completely, educational value Quality of exhibit (artwork, photographs, specimen)	20	_____
Impact, composition, technical quality, preparation		
Presentation	20	_____
General appearance, workmanship, neatness, design		
Total	100	_____

Childcare

Specific Rules

1. Groups may enter. Use the group entry form and list the names of all exhibitors.
2. You may enter a childcare poster, notebook, childcare kit (to be taken on babysitting assignments), a selection of toys, games or books, or other (your own choice).
3. On the Spring Show Entry Tag attached to each item list the intended age for toys, books, games, and kits.
4. Evaluate the usefulness and child appeal of the toys, books, games and other (if applicable) by observing two children of the intended range playing with or using your item(s). For each child observed, complete the form below (you may copy as needed). Evaluate the childcare kit on actual baby-sitting assignment(s).
 - a. Two separate evaluations = 10 points possible
 - b. If only one kit evaluation is submitted, a maximum of five points may be awarded.

Division 44

Class Description

- 1 Child Care Kits [list age group; kit must include a form for writing emergency telephone numbers, basic first aid supplies (such as band aids and antiseptic), flashlight (must include batteries that work), one book, one game and one project/activity]
- 2 Toys, games or books for child - list age group
- 3 Other - list age group and description of how the item used

Evaluating Your Work:

On a separate piece of paper, please answer the following questions.

Your name: _____

Item being evaluated: _____

What items worked with child being observed? _____

What items did not work with child being observed? _____

What would you add to improve your item? _____

Childcare Scorecard

Circle One: First year, Second year, Third year, Fourth year and older

Poster _____, Notebook _____, Child care kit: complete _____

missing items _____ Age group _____

Toys, games or books _____ Age group _____, Other _____

Description of how item used. Age group _____

Creativity/ originality	30	_____
Educational value	15	_____
Suitable for age	10	_____
Usefulness	10	_____
Safe	10	_____
Unbreakable (indestructible)	10	_____
Sub-Total	85	_____
Observation of one child	5	_____
Observation of two children	10	_____
Sub-Total	15	_____
Total	100	_____

Computers

Specific Rules

1. Arrangements for Judging Classes 2C and 4C must be made with the Division Chairman BEFORE April 15.
2. Disks and programs are due the Wednesday before Spring Show Week to the 4-H Office. Printouts required for all documentation.

Division 45

Class Description

- 1 Computer Awareness (Consumer education, the effect of computers in the home, art, literature, etc)
 - A. Poster
 - B. Notebook
- 2 Computer Programming (Basic, Pascal, etc)
 - A. Poster
 - B. Notebook
 - C. Program with documentation - state computer used
- 3 Computer Uses - word processing, spread sheets, database managers
 - A. Poster
 - B. Notebook
- 4 Computer Graphics/Arts (produced by Logo, Mac Paint, etc.)
 - A. Poster
 - B. Notebook
 - C. Program with documentation - state computer used
- 5 Power Point
- 6 Other - please specify

Computers Scorecard - Disk

Program design	30	_____
Degree of difficulty	20	_____
Appropriateness, neatness, form and flow	15	_____
User-friendly	15	_____
Program style	10	_____
Objective	10	_____
Total	100	_____

Educational Materials

Specific Rules

1. All materials written or assembled must be the work of the 4-H member.
2. Subject should be related to some phase of 4-H work.
3. Written materials should be in a presentation folder. Material is to be typed, double spaced in Arial or New Times Roman with 10-12 point font. Essays and stories should have an introduction, body of the story and a conclusion.
4. Journals must be in chronological order and hand written in blue or black ink.
5. Notebooks, scrapbooks, and journals can be in binders or folders (purchased or handmade). If handmade, educational portion only will be judged in this division. If construction of the scrapbook is to be judged also, please note this on your entry.
6. Posters can be made free standing or to hang on display. Panel displays should be free standing. Posters and panel displays may be hand done, computer done, or a type of collage. All entries are judged individually for the type of work done and does not compete against each other. (e.g. hand done vs. computer done)
7. Each folder, binder, or scrapbook must contain only one entry or it will not be judged and will be for display only.
8. Videos should be educational, instructive, or entertaining. Videos are due the Wednesday before Spring Show Week at the 4-H Office.

Division 46

Class Description

- 1 Journal
- 2 Notebook
- 3 Scrapbook
- 4 Poster
- 5 Panel display
- 6 Essay/story
- 7 Video
- 8 Other, name

Educational Materials Scorecard - Notebooks

Construction	25 ____
General appearance, suitable cover	
Clean, neat, secure	
Title, acknowledgements	
Organization	25 ____
Table of contents	
Labeled dividers	
Logical Organization	
Illustrations	
Content	50 ____
Purpose clearly stated	
Shows growth and experience	
Suitable amount of information	
Total	100 ____

Educational Materials Scorecard - Creative Writing

Content/Ideas	50 ____
Good development of main idea with supporting details	
Stays on topic, good length	
Organization	25 ____
Logical sequence	
Has a beginning, middle, end	
Conventions	10 ____
Grammar	
Spelling, mechanics	
Word Choice	5 ____
Appropriate vocabulary, varied	
Good use of words, interesting	
Sentence Fluency	5 ____
Easy to read	
Varied sentences	
Presentation	5 ____
Title	
Neatness, well presented	
Illustrated	
Total	100 ____

Educational Materials Scorecard - Posters

Information Given & Idea Expressed	60 ____
Theme – appropriateness, originality	
Educational Content – accuracy, completeness	
Clarity of Information – organization, easy to understand	
Construction	40 ____
General appearance – neat, attractive, good design	
Originality – eye catching, dynamic	
Materials – use of color, varied media	
Total	100 ____

Entomology

Specific Rules

1. Specimens should be properly mounted and identified with name of specimen, location and time of collection and collector.
2. Specimens should be mounted in an 18" x 24" wooden frame box with a glass or Plexiglas top, oriented horizontally.

Division 47

Class Description

- 1 Collection– 20 specimens—6 orders
- 2 Collection– 40 specimens– 10 orders
- 3 Collection– 45 specimens– 13 orders
- 4 Collection– 100 specimens– 16 orders
- 5 Equipment– Collecting net
- 6 Equipment– Spreading board and pinning block with specimens
- 7 Equipment– display case, made by entrant
- 8 Display– 5 orders– 1 insect each with description of each order
- 9 Display– mounting techniques
- 10 Display– life cycle (larva, pupa, and adult) of any insect
- 11 Display– 1 order or large family, as complete as possible
- 12 Display– life cycle of 2 species of insects, harmful to livestock or crops
- 13 Display– insects harmful to livestock or crop, listing damage or control measures
- 14 Display– 10 harmful household insects, listing damage and control measures
- 15 Display– life cycle of an insect including time spent in each stage, food, number of broods each year, major parasites and predators at each stage
- 16 Display– 5 beneficial insects listing beneficial of each
- 17 Display– insects imbedded in plastic
- 18 Rearing care with live insect specimens
- 19 Poster of insects
- 20 Other not listed, please specify

Entomology Scorecard

Number of insects	20	_____
Condition of Insects	20	_____
Insects properly mounted	20	_____
Identification and labeling	20	_____
General appearance	20	_____
Total	100	_____

Fisheries

Division 48

Class Description

- 1 Bone structure display
- 2 Lifecycles (any medium)
- 3 Photography – sequence of 3-5 prints with captions
- 4 Regulation guide (specify fish)
- 5 Tackle box display
- 6 Tackle display – mounted
- 7 Hand tied fly by member (6 of one design) Identify and include recipe with instruction
- 8 Hand tied fly by member (6 of mixed design) Identify and include recipe with instruction
- 9 Waterway resource map
- 10 Poster on fishes
- 11 Other display – state what it is
- 12 Other equipment – state what it is
- 13 Other – please specify

Posters, panel displays, notebooks, journals and other written material may be entered in Educational Materials.

Fisheries Scorecard

Education Value	40	_____
Interesting		
Informative		
Stimulates interests		
Concise		
Attractions	10	_____
Neatness		
Labeling		
Composition		
Creates interest		
Arrangement	20	_____
Mounting		
Identifications		
Color		
Workmanship	20	_____
Design		
Construction		
Finished quality		
Scope of Exhibit	10	_____
Wildlife theme covered		
Total	100	_____

Natural Science

Marine Biology, Natural Science, Orienteering, Astronomy

Specific Rules

1. Groups may enter. Use the individual entry form and list names of all exhibitors. Mark on entry form if individual (a) or group (b) after section number.
2. No live exhibits will be accepted.
3. Limit of five entries per class.
4. There is no limit to the total number of entries in this division.
5. Exhibits may be continuing projects covering more than one year. Be sure to specify this on entry.
6. Entries should be captioned where possible to identify either genus-species, or common name, or briefly describe their scientific significance.

Division 49

Class Description

- 1 Collections
- 2 Single specimen
- 3 Multiple specimens
- 4 Demonstration of scientific principle or idea
- 5 Experiment
- 6 Scientific illustration
- 7 Series of photos with caption organized around theme
- 8 Display
- 9 Orienteering map
- 10 Log or orienteering event
- 11 Other - please list, a. individual, b. group

Posters, panel displays, notebooks, journals and other written material may be entered in Educational Materials.

Natural Science Scorecard - Collections & Specimens		
Quality of collections or specimens	40	_____
Preparation, rarity, aesthetic value, completeness		
Quality of Caption	40	_____
Educational value, scientific accuracy, thoroughness		
Presentation	20	_____
General appearance, workmanship, neatness, design		
Total	100	_____

Natural Science Scorecard - Informative Exhibits		
Expression of concept or theme	60	_____
Clearly stated, logically organized, interestingly developed, Subject matter covered completely, educational value		
Quality of exhibit	20	_____
Impact, composition, technical quality, preparation		
Presentation	20	_____
General appearance, workmanship, neatness, design		
Total	100	_____

Veterinary Science

Specific Rules

1. No live exhibits will be accepted.
2. There is no limit to the number of entries.
3. Scorecards for Classes 1 and 2 can be found in the 4-H publication ABOUT JUDGING, available at the 4-H Office. The scorecard for Class 3 will depend upon individual entries.

Division 50

Class Description

- 1 Panel display
- 2 Notebook or portfolio related to project
- 3 Other - describe

Veterinary Science Scorecard		
Eye appearance	30	_____
Workmanship	50	_____
Usability	20	_____
Use in everyday life or as a teaching total		
Total	100	_____

Wildlife

Specific Rules

1. All entries must define: what the entry is, what the purpose is, what animal uses it.

Division 51

Class Description

- 1 Habitats (terrariums)
- 2 Incubators
- 3 Other equipment - state what it is (i.e., live wells for fish; specimen containers)
- 4 Footprints display
- 5 Bone structure display
- 6 Bird nests display
- 7 Specimens (i.e., seeds, wildlife food, wild flowers, waterfowl wings, etc.)
- 8 Other displays - state what it is
- 9 Observation sheets
- 10 Wildlife resource maps
- 11 Life cycles
- 12 Other - please specify

Posters, panel displays, notebooks, journals and other written material may enter in Educational Materials.

Plant Science

Please enter your entries in the proper Division and Class. This includes: Ornamental Plants, Flower and Vegetable Gardens, Fruit and Nut Projects

Terrariums and Gardens

Includes: Terrariums; dish, patio, water gardens; cacti; succulents; bamboo; bonsai landscape & maintenance

Specific Rules

1. Exhibits may be continuing projects covering more than one year.
2. All exhibits must have drainage and a label. The label should identify the plant, flower, or vegetable by both the common and scientific names. The only exception is flower arrangements (more than one type).
3. Indicate type or variety and date of purchase or date planted.
4. Exhibitor must have had possession of the plant or garden and under his/her care at least 45 days prior to the show.
5. Accessories (decorative rock(s), driftwood, figurines, etc.) may be used, but are not required for display.
6. There is no limit to the number of items that can be entered.
7. Cut flowers and arrangements are to be grown by exhibitor. Show cut flowers with foliage, if possible
8. Please list specific type of plant or flower under the description of entry on entry form.
9. To help you prepare your entry, pick up a copy of the "About Judging" book at the 4-H Office.

Division 52

Class Description

- 1 Terrarium - covered container
- 2 Dish garden
- 3 Water garden
- 4 Bonsai
- 5 Cut flower, single
- 6 Cut flowers, 2 or more (arrangement)
- 7 Propagation (cutting, bulb, layering, grafting, seedlings, or water)
- 8 Commercial transplants (such as a six-pack tray)
- 9 Single annual plant in pot (such as tomato or marigold)
- 10 Single perennial plant in pot (such as geranium)
- 11 Single tree or bush in pot
- 12 Tree or bush group in pot

Plant Science- Terrariums & Gardens Scorecard

Arrangement, proportion, color	30	_____
Originality	10	_____
Proper combination of materials/plants	15	_____
Plants well established	20	_____
Plants groomed and ready for show	15	_____
Attractive pot or container	10	_____
Total	100	_____

Plant Science - Cut Flowers Scorecard

Arrangement, proportion, color	30	_____
Proper combination of materials/plants	30	_____
Color	30	_____
Originality	10	_____
Total	100	_____

Plant Science - Potted Plants Scorecard

Vigor – well established	30	_____
Attractively presented, groomed and presentation	20	_____
Color	20	_____
Soil and drainage	15	_____
Proper pot (size)	15	_____
Total	100	_____

Vegetables, Fruit & Other Edible Plants

Includes Flowers, Vegetables, Fruit, and Nut Projects

Specific Rules

1. Exhibits may be continuing projects covering more than one year.
2. All exhibits must have drainage and a label. The label should identify the plant, flower or vegetable by both the common and scientific names.
3. Indicate type or variety and date of purchase or date planted.
4. Exhibitor must have had possession of the plant or garden and under his/her care at least 45 days prior to the show.
5. There is no limit to the number of items that can be entered.
6. Vegetable and fruit exhibits must have minimum amounts.
 - 1 specimen - Large vegetables such as watermelon, field pumpkin, winter squash
 - 1 bunch (10 pieces) – Green onions, Swiss chard, mustard, rhubarb, beets, carrots, dill, parsley, spinach, radishes
 - 2 specimens – Broccoli (center heads), cabbage, cauliflower, celery, endive, lettuce, melons, pie pumpkins, small fruit squash, artichokes, eggplant, kohlrabi, topped rutabagas, slicing cucumbers, bell pepper, citrus, plum, miscellaneous edible vine crops.
 - 5 specimens – tomatoes, chili or pimento peppers, topped beets, topped carrots, topped parsnips, sweet potatoes, topped turnips, dry onions, potatoes, summer squash, dill-size cucumbers, ornamental gourds, sweet corn, okra, garlic, small-size pickling cucumbers
 - 10 specimens or pods – Asparagus spears, small fruited tomatoes, small hot peppers and broccoli side shoots, berries, peas, snap beans, lima beans
 - 1 pound – Nuts (in shell)
 - 1/2 pound - Nutmeats
7. Vegetable and fruit exhibits with two or more specimens or a bunch must be on a strong disposable paper plate or container.

8. "Commercial" type transplants should be 6-12 individuals (six pots, a "six pack", or six individuals in a flat.) If more than 6-12 individuals, all will be judged as group.
9. Please list specific type of flowers, vegetables, fruit, and other edible plants under description of entry on entry form.

Division 53

Class Description

- 1 Fruit and pod - beans, tomatoes, citrus, and plums
- 2 Leafy and stem-lettuce, celery, green onions, chard, broccoli, spinach
- 3 Cut herbs
- 4 Root, bulb and tuber-dry onions, potatoes, carrots and radishes
- 5 Vine crop - perennial - kiwi, berries, grapes
- 6 Vine crop - annual – vegetable vines (melons, squash, and cucumbers)
- 7 Nuts
- 8 Other - please list

All Plant Science

Division 54

Class Description

- 1 Notebooks, posters, panel displays and other written
- 2 Design (sketches/photographs)
- 3 Maintenance (written description) and photos
- 4 Themed garden 

Plant Science- Vegetables, Fruit and Other Edible Plants Scorecard		
Arrangements	20	___
Properly displayed, neat, correct number of specimens		
Labeled properly, have educational value		
Type and Size	20	___
True of type for the variety or group conform to market size		
Uniformity	20	___
Specimens uniform in size, color, shape, type, maturity		
Condition	20	___
Well grown, good color and shape, clean, properly trimmed		
Trimmed, free from blemishes and rots		
Market Quality	20	___
Prime edible maturity, firm, tender, crisp, and fresh		
Total	100	___

Plant Science– Themed Garden		
Adherence to theme	20	___
Arrangement, proportion and color	20	___
Originality	20	___
Proper combination of materials/plants	20	___
Plants well established	10	___
Plants groomed and ready for show	10	___
Total	100	___

Animal Specific Rules

(Large & Small)

Cattle

Beef

Specific Rules

1. General Rules apply to all animals and rules must be followed for the animal(s) to be eligible for judging.
2. **Ownership:** Animals must be part of the exhibitor's supervised project and must be owned by the exhibitor and under his/her care and management by the following deadlines:
Breeding Heifers, Cows, Bulls: 60 days
Market Steers: 120 days
Dairy Cattle: 30 days
Market Dairy Calves: 90 days
 - A. Market Steer exhibitors must have one of the following to fulfill the 120 day requirement:
 - i. A brand inspection certificate issued to the exhibitor.
 - ii. A sale yard bill-of-sale issued to the exhibitor.
 - iii. A sworn statement under penalty of perjury that the animal was raised by the exhibitor and under his/her care for the required 120 days.
 - B. All Market Steers must be ear tagged at least 120 days prior to the show.
3. **Brand Inspections:** All cattle, breeding, and market, arriving at or leaving the fairground must be accompanied by transportation slip. All steers to be sold at the Spring Show must have a bill of consignment to present to the Beef Chair. Proof of ownership is also required. There will be a brand inspection fee for all market steers. All fees, transportation slips, and brands inspection/bill of sale papers must be given to the Beef Chair immediately upon arriving at the fairgrounds.

Breeding Animals

All breeds are shown together. Judging of Breeding is done by comparison to each animal against an ideal animal of a given type. Ribbons will be awarded in each class using the American System, first through eighth place.

Division 100

Class Description

101	Heifers to one year old
102	Yearling heifers to two years old
103	Cows-two to four years old
104	Cow and calf-under four years old
105	Bull calves to one year old
106	Bulls-one to three years old

Market Beef 950-1350lbs

Animals must weigh at least 950 pounds. Animals weighing under 950 pounds will be sifted and NOT be allowed to sell at the auction. Animals weighing over 1,350 pounds will be allowed to compete for all awards and sell at the action but will only sell for

1,350 pounds. Each exhibitor is allowed to show three Market beef, regardless of breed.

Division 110

Class Description

- 111 All market animals will be entered in this class. The Beef Chair will divide the classes by weight after all animals are weighed in.
- 112 Group of two steers from the same club - pre-registration is not required.
- 113 Feeders - all market steers that do not make weight will be able to show in this class but will not sell at auction or complete for champion.

SHOWMANSHIP

Division 190

Class Description

- 197 Novice (Any 4-H member showing or exhibiting a specific species for the first time at Spring Show, regardless of age)
- 198 Junior (Thirteen years old or younger and showing a specific species for the second time or more)
- 199 Senior (Fourteen years old or older)

Showmanship Rules are in the General Rules section.

MARKET BEEF SCORECARDS

Will Sell: Market Ready: Market steers projected to have sufficient fat deposition to meet the marbling specification for USDA Prime, Choice, or Select+ quality grades.

Will NOT Sell: Not Market Ready: Market steers lacking evidence of sufficient fat deposition to produce a desirable consumer product. Steers projected to grade USDA Select- or lower.

MARKET BEEF RATE OF GAIN CONTEST

Check with Division Chair for information

Dairy Cattle

Specific Rules - Dairy Cattle Breeding

1. General Rules apply to all animals and rules must be followed for the animal(s) to be eligible for judging.
2. Animals cared for and raised as breeding stock need to be prepared for a lactating/ breeding life for dairy production purposes.

Brand Inspections: All cattle, breeding, and market, arriving at or leaving the fairground must be accompanied by transportation slip. All steers to be sold at the Spring Show must have a bill of consignment to present to the Beef Chair. Proof of ownership is also required. There will be a brand inspection fee for all market steers. All fees, transportation slips, and brands inspection/bill of sale papers must be given to the Beef Chair immediately upon arriving at the fairgrounds.

SECTION 20 - Breeding

Class Description

- 201 Junior Calf born after March 1 of current year
- 202 Senior Calf born Sept. 1 of previous year—March 1, current year
- 203 Junior Yearling—1—1 1/2 years old, born March 1—Sept. 1 or previous year
- 204 Senior Yearling—1 1/2 - 2 years old, born Sept. 1—March 1, of previous year
- 205 Two-year old born Sept. 1—Sept. 1 two years ago

Dairy Market Calves

Specific Rules

1. General Rules apply to all animals and rules must be followed for the animal(s) to be eligible for judging.
2. Calves need colostrums during the first twenty-four hours after birth and four to five days thereafter.
3. Calves may be up to four weeks old at time of purchase.
4. After purchase, calves need to be raised and cared for by the 4-H member so it will be fit and proper at the time of Spring Show. Calves should be fed milk (milk replacers or substitutes may be used) at least twice a day. Calves need not be de-horned, if a polled breed. Calves need not be castrated.
5. All Dairy Market Calves must be owned and tagged with Spring Show ear tags 90 days prior to the show.
6. All milk replacers used within the 30 day time period prior to the sale must be free of all antibiotics and drugs.
7. Only calves weighing 300 pounds or less will be considered for champion placing. All others placed according to judge's decision.
8. Auction pay weight is 300 pounds.
9. Must show predominately Dairy characteristics.
10. **Brand Inspections:** All cattle, breeding, and market, arriving at or leaving the fairground must be accompanied by transportation slip. All calves to be sold at the Spring Show must have a bill of consignment to present to the DMC Chair. Proof of ownership is also required. There will be a brand inspection fee for all calves. All fees, transportation slips, and brands inspection/bill of sale papers must be given to the DMC Chair immediately upon arriving at the fairgrounds.
8. **Each exhibitor is allowed to show two dairy market calves, regardless of breed.**

Dairy Market Calves

Division 300

Class Description

- 301 Animals weighing up to 300 pounds. Only dairy market calves grading Market Ready will be able to sell.

SHOWMANSHIP

Division 390

Class Description

- 397 Novice (Any 4-H member showing or exhibiting a specific species for the first time at Spring Show, regardless of age)
- 398 Junior (Thirteen years old or younger and showing a specific species for the second time or more)
- 399 Senior (Fourteen years old or older)

Showmanship Rules are in the General Rules section.

Will Sell: Market Ready: Animals are smooth, deep, thick, and compact: and the udder or scrotum shows a marked fullness. They must have youthful appearance and be in good condition.

Will Not Sell: Not Market Ready: Animals that are not market ready: animals that lack finish, lower degree of quality grade characteristics, less finish, and less conformity.

Goats

Breeding Meat Goats

Specific Rules

1. General Rules apply to all animals and rules must be followed for the animal(s) to be eligible for judging.
2. All animals must have Scrapie ID.
3. Bucks over 2 months of age are not allowed at Spring Show.
4. No doe that has given birth within two (2) weeks of check-in will be allowed at Spring Show.
5. No kid under 30 days old will be allowed at Spring Show.
6. Goats entered in Friday's show may not be shown at Saturday's show and vice versa.
7. At the discretion of the judge and/ or Division Chair, classes may be combined if there are fewer than three (3) entries.
8. Large classes may be split.

SHOWMANSHIP

Breeding Meat Does & Market

Division 490

Class Description

- 497 Novice (Any 4-H member showing or exhibiting a specific species for the first time at Spring Show, regardless of age)
- 498 Junior (Thirteen years old or younger and showing a specific species for the second time or more)
- 499 Senior (Fourteen years old or older)

1. Horned goats (breeding animals) are permitted in showmanship if horns are a characteristic of the breed.
2. Showmanship animals must also be shown in their appropriate class.
3. Sifted animals may be used for showmanship.

Breeding Meat Goats

Division 400

Class Description

- 401 Junior Kids- 30 days to under 4 months
- 402 Intermediate Kids- 4 months to under 9 months
- 403 Senior kids 9 months to under 12 months
- 404 Yearlings
- Junior Champion-Reserve Junior Champion
- 405 Two and Three years old
- 406 Four years and older

Breeding Meat Goat Group Classes

Division 410

Class Description

- 411 Best 2 does, owned by exhibitor
- 412 Dam and daughter
- Senior Champion-Reserve Senior Champion

Market Goats

Specific Rules

1. General Rules apply to all animals and rules must be followed for the animal(s) to be eligible for judging.

2. Market Goat Kids must be ear tagged with Scrapie ID. Tattoos are acceptable.
3. Market kids must be fully castrated and disbudded or horns tipped to 2 inches by the check in date.
4. Each exhibitor is allowed to show 3 kids.
5. All Market Goat Kids must have Spring Show ear tags 60 days prior to the show.
5. The weight limit is no less than 60 pounds at Thursday weigh-in. Maximum auction pay out weight is 140 pounds.
6. After weigh-in, kids will be divided into weight classes at the discretion of the Chairs and/or judge.
7. All market kids must have milk teeth and may be checked at ear tagging and will be checked at auction.
8. Feeder classes may be added if necessary.

Market Goats

Division 420

Class Description

421 Market Goats

Grand Champion Breeding Meat Goat-Reserve Grand Champion Breeding Meat Goat

The Rate of Gain Award will follow the Champion/Reserve champion awards.

MARKET ANIMAL SCORECARDS

Will Sell: Market Ready: Animals are smooth, thick, compact and are in excellent condition.

Will NOT Sell: Not Market Ready: Animals weighing less than 60 pounds or of such poor condition that they are not appropriate for sale.

GOAT PUBLIC AWARENESS

Each section has its own process to select the best club for a 4-H Public Awareness Award. The following scorecard is used for the Goat division.

Goat Public Awareness Scorecard

- 20 - Clean pen and tack area, Breed on Pen, Owner
- 20 - Animal appearance (clean, groomed)
- 15 - Walking lane clean (aisle)
- 25 - Educational display
- 10 - Appearance of 4-H member and courtesy to public
- 10 - Club identified
- 100 Maximum Points**

Dairy Goats

Specific Rules

1. General Rules apply to all animals and rules must be followed for the animal(s) to be eligible for judging.
2. The class age of goats will be determined based on date at Spring Show. No goat younger than 30 days old will be allowed at Spring Show.
3. At the discretion of the judge and/or Dairy/Project Goat Chairs, classes may be combined if there are fewer than three entries or split if too many.

4. Dairy goat bucks and wethers are not allowed in Dairy Goat classes.
5. Animals entered in group classes must be owned by only one exhibitor and they must be shown in their appropriate individual classes.
6. At the discretion of the dairy/project goat show chair, division 500 & 510 may be combined if either section has fewer than ten animals entered.

SHOWMANSHIP - Dairy Goats & Project Goats

Division 590

Class Description

- 597 Novice (Any 4-H member showing or exhibiting a specific species for the first time at Spring Show, regardless of age)
- 598 Junior (Thirteen years old or younger and showing a specific species for the second time or more)
- 599 Senior (Fourteen years old or older)

Showmanship Rules are in the General Rules section.

Dairy & Project Goat Showmanship all breeds shown together.

1. Horned goats are permitted in showmanship if horns are a characteristic of the breed.
2. Showmanship animals must also be shown in their appropriate class.

All Breeds except Nigerian Dwarf

Division 500

Class Description

- 501 Junior Kids - 30 days to 4 months
- 502 Intermediate Kids - 4 months to 8 months
- 503 Senior Kids - 8 months to 12 months
- 504 Dry Yearlings
Junior Champion-Reserve Junior Champion
- 505 Milking Yearling
- 506 Two- & Three years old
- 507 Four Years and older
Senior Champion-Reserve Senior Champion

Dairy Goats, Nigerian Dwarf

Division 510

Class Description

- 511 Junior Kids - 30 days to 4 months
- 512 Intermediate Kids - 4 months to 8 months
- 513 Senior Kids - 8 months to 12 months
- 514 Dry Yearlings
Junior Champion-Reserve Junior Champion
- 515 Milking Yearling
- 516 Two & Three years old
- 517 Four Years and older
Senior Champion-Reserve Senior Champion
Grand Champion Dairy Goat-Reserve Grand Champion Dairy-Goat

Best Udder in Show

Dairy Goats Group Classes

Division 520

Class Description

- 521 Best 2 does
- 522 Dam and Daughter

Project Goats

Specific Rules

1. General Rules apply to all animals and rules must be followed for the animal(s) to be eligible for judging.
2. The class age of goats will be determined based on date at Spring Show. No goat younger than 30 days old will be allowed at Spring Show.
3. Horned goats are permitted if horns are considered a breed characteristic.
4. Bucks over two (2) months of age are not allowed at Spring Show.
5. Bucks under 2 months of age may be shown in appropriate wether class.
6. At the discretion of the judge and/or Dairy/Project Goat Chair, classes may be combined if there are fewer than three entries or split up if too many.
7. Animals entered in group classes must be owned by only one exhibitor and they must be shown in their appropriate individual breed classes.
8. Exhibitors with Cashmere or Type C Pygoras over the age of one are encouraged to bring their animals most recent fleece to be judged.



Wethers

Division 530

Class Description

- 531 Dairy Type
- 532 Meat Type
- 533 Fiber Type
- 534 Pygmy Type
Champion Wether-Reserve Champion Wether

Pygmy

Division 540

Class Description

- 541 Junior up to one year
- 542 Senior one year or older
- 543 Best 2 Does
- 544 Dam and Daughter
Champion Pygmy-Reserve Champion Pygmy

Fiber Goat

Division 550

Class Description

- 551 Junior up to one year
- 552 Senior one year or older
- 553 Best 2 Does
- 554 Dam and Daughter
Champion & Reserve Champion

Cavies

All rules are supplement to the American Rabbit Breeders Association, which are available at the ARBA website: www.arba.net

Specific Rules

1. General Rules apply to all animals and rules must be followed for the animal(s) to be eligible for judging.
2. All Cavies must be permanently tagged in the left ear. It is recommended the ear be tagged one week prior to showing. Ear Tagging will be available on clean-up day and at the County Cavies meeting before the Spring Show.
3. All cavies must be weighed with a judge observing.
4. Cavies must not be placed in cages until check-in.
5. 4-H members are not to their lock cages or open cages that belong to other 4-H members.
6. 4-H members must provide a sturdy water container or bottle for their animal. Food must be in a heavy, durable crock or dish. No plastic or paper containers allowed!
7. The 4-H exhibitor is responsible for lifting their animal up on to, and off, the judging table. Exceptions may be made with prior notice to the Division Chair. Runners may be available.

Breeding Animals

Division 800

Class Description

- 801** Senior Boars over 32oz.
802 Intermediate Boars up to 6 months of age, or weight over 22oz., & up to & including 32oz.
803 Junior Boars up to 4 months of age, minimum weight of 12 oz, maximum weight of 22oz.
804 Senior Sows over 32oz.
805 Intermediate Sows up to 6 months of age, or weight over 22oz. & up to & including 32oz.
806 Junior Sows up to 4 months of age, minimum weight of 12 oz., maximum weight of 22oz.

SHOWMANSHIP

Division 890

Class Description


- 897** Novice (Any 4-H member showing or exhibiting a specific species for the first time at Spring Show, regardless of age)
898 Junior (Thirteen years old or younger and showing a specific species for the second time or more)
899 Senior (Fourteen years old or older)

Please see Showmanship Rules in General Rules section. 4-H members do not have to sign up for showmanship until day of show. There will be a sign up sheet inside the barn entrance; please sign up before 12:30 pm.

Dog Care, Service & Training

All rules are supplement to the American Kennel Club standards, which are available at the AKC website: www.akc.org

Specific Rules

1. General Rules apply to all animals and rules must be followed for the animal(s) to be eligible for judging.
2. Dogs may be purebred or mixed breed. Dogs must be 6 months or older by Show date.
3. The 4-H member must be the trainer of the dog. Your family may own the dog, but the dog must be the dog project of the 4-H member.
4. A 4-H member may enter more than one dog, but each dog must be in a separate obedience section. Only one dog may be entered in Showmanship.
5. A 4-H team (members and dog) must enter into the next class each year with the following exception. Only the Division Chair Person may give exceptions based upon a written explanation from the club's Dog Care and Training Project Leader, as to the reasons why the member cannot be entered into the next class.
6. Bitches in season may not compete. If a dog comes in heat, the chair will award a Participation ribbon.
7. Each 4-H member must be the only person visibly handling his/her dog. The chair may give an exception at their discretion.
8. Each 4-H member is responsible for their dog's urination and defecation. If it happens in the show ring, the dog is disqualified.
9. For the morning show, it is recommended the dog not be fed until after competition. All participants must offer water to the dog and provide an opportunity for it to relive itself before judging show. Please bring your own plastic bags to clean up after your animal.
10. Obedience & Showmanship classes will be judged using the American system consisting of first through eighth places. 4-H members can enter only one showmanship section.
11. 4-H Members must be in control of their dog's behavior. If they are unable to control their dog they will be asked by Division and/or Division Chair to leave the show.
-  12. All dogs need to have correct rabies, certifications, and license by second meeting.

Service Dog Rules

1. A brief description of your service dog is required with entry (i.e. CCI, guide dog, ET, Breed, age, and sex).
2. Only participant ribbons will be awarded for Service Dogs to exhibitors.
3. The chair will assign each participant a consecutive number when arriving for the show.
4. All participants must offer water to the dog and provide an opportunity for it to relive itself before presentation. Please bring your own plastic bags to clean up after your animal.
5. Members will have dogs prepared for presentation with appropriate training devices that are normally used such as halters, gentle leaders, etc. Your dog needs to be well

6. The chair will announce participants by name, age, club, and the number of years in the project. The chair will announce the dog's name, breed, age, and type of service.
7. The member will do an about-turn as the team is announced and then will rotate in groups around the judging tables. Each member must be prepared to answer questions regarding their service dog.

Obedience

A 4-H team (members and dog) must enter into the next class each year with the following exception. Only the Division Chair Person may give exceptions based upon a written explanation from the club's Dog Care and Training Project Leader, as to the reasons why the member cannot be entered into the next class.

Division 900

Class 901 Pre-Novice A: (First year member and dog.) All Exercises On Leash.

Heel
Figure Eight
Stand for Examination
Recall
Long Sit (1 minute)
Long Down (3 minutes)

Class 902 Pre-Novice B: (Returning member with first year dog.) All Exercises On Leash.

Heel
Figure Eight
Stand for Examination
Recall
Long Sit (1 minute)
Long Down (3 minutes)

Class 903 Novice A: (On Leash)

Heel (on leash)
Figure eight (on leash)
Stand for examination (on leash)
Recall (on leash)
Long Sit (1 minute, on leash)
Long Down (3 minutes, on leash)

Class 904 Novice B: (On and Off Leash)

Heel (on leash)
Figure eight (on leash)
Stand for examination (on leash)
*Recall (off leash)
*Long Sit (1 minute, off leash)
*Long Down (3 minutes, off leash)

Class 905 Graduate Novice A: (On and Off Leash)

Heel (on leash)
*Heel (off leash)
Figure eight (on leash)
Stand for examination (on leash)
Recall (off leash)
*Long Sit (3 minute, off leash)
*Long Down (5 minutes, off leash)

Class 906 Graduate Novice B: (On and Off Leash)

Heel (on leash)
Heel (off leash)
*Figure eight (off leash)
*Stand for examination (off leash)
Recall (off leash)
Long Sit (3 minute, off leash)
Long Down (5 minutes, off leash)

Class 907 Open A: (On and Off Leash)

Heel (on leash)
Heel (off leash)
Figure eight (off leash)
Stand for examination (off leash)
Recall (off leash)
*Long Sit, Out of Sight (3 minute, off leash)
*Long Down, Out of Sight (5 minutes, off leash)

Class 908 Open B: (Off Leash)

Heel (off leash)
Figure eight (off leash)
*Drop on Recall
*Retrieve on Flat
*Broad Jump
Long Sit, Out of Sight (3 minute, off leash)
Long Down, Out of Sight (5 minutes, off leash)

Class 909 Rally Obedience

Rally Novice
Rally Advanced
Rally Excellent
Rally Advanced Excellent



Class 910 Agility: This is a fun class only. No Judging for this class. These obstacles will be in no specific order.

Open Tunnel
Weave Poles
Bar Jumps
Tire Jump
Broad Jump
See-saw
Pause Table
A-Frame
Ladder
Pause Box
Crawl Tunnel
Water Obstacle

* Indicates advances from the previous Class.

SHOWMANSHIP

Division 990

Class Description

- 997** Novice (Any 4-H member showing or exhibiting a specific species for the first time at Spring Show, regardless of age)
- 998** Junior (Thirteen years old or younger and showing a

specific species for the second time or more)
999 Senior (Fourteen years old or older)

Please see Showmanship Rules in General Rules section.
 Ability and skill in posing and moving the dog as directed by judge

1. Conformation of the dog is not judged.
2. Each member will be judged on the following items for Showmanship; Appearance, Ability and Skills, Dog's Coat, Health.
3. Showmanship Judges will advise handlers on switching the lead/hands to maintain visibility of the dog or to maintain the animal continually on the left side (heel) position while performing specific show patterns.



Dog Care- Obedience Trial (pre-novice & novice)

Heel on leash	25 _____
Figure 8 on leash	10 _____
Stand for exam on leash	15 _____
Recall on leash	20 _____
Sit and stay (1 min.) on leash	15 _____
Down and stay (3 min.) on leash	15 _____
Total	100 _____

Dog Care- Obedience Trial (graduate)

Heel on leash, then figure 8	20 _____
Stand for exam on leash	15 _____
Heel free	20 _____
Recall off leash	15 _____
Long sit (1 min) off leash	15 _____
Long down (3 min) off leash	15 _____
Total	100 _____

Dog Care- Obedience Trial (open)

Heel on leash, then figure 8 off leash	20 _____
Stand for exam off leash	15 _____
Heel free	20 _____
Recall off leash	15 _____
Long sit (3 min) off leash	15 _____
Long down (5 min) off leash	15 _____
Total	100 _____

Dog Care- Showmanship

Stacking of dog	15 _____
Handling of dog	15 _____
Gait of dog	15 _____
Showing of dog's head and teeth	15 _____
Pattern: L, diagonal, triangle, T or down and back	15 _____
Questions	25 _____
Total	100 _____

Pets & Small Animals

No birds or dogs allowed on Fairgrounds. Pictures only!

Specific Rules

1. General Rules apply to all animals and rules must be followed for the animal(s) to be eligible for judging.
2. All Birds entered must be present at the mandatory health check meeting or they will not be allowed to show. If you are unable to bring your bird to the meeting, please contact the Division Chair in advance.
3. 4-H members must accompany their animal to be eligible for judging. The 4-H member must pay close attention to when the judge signals for them. The closer the judge is to the cage, the closer the time of judging. The 4-H member will need to answer several questions regarding their animal during the judging.
4. The animal must be in a see-through cage, or be taken out of the cage.
5. Cages & cases must have a solid bottom for display purposes. They must have lids and secure latches. The case must not be locked in the event the animal should need immediate emergency attention.
6. This Division is an in/out show and therefore, animals may not stay for the entire Spring Show.
7. Animals can only be shown in one division of the Spring Show. For example, if a rabbit is entered in Pets and Small Animals, they may not be shown in the Rabbit Division.

Pets & Small Animals

Division 1200

Class Description

- 1201 Amphibians
- 1202 Cats
- 1203 Chinchillas
- 1204 Cavies (Guinea Pigs)
- 1205 Fish
- 1206 Hamster
- 1207 Mice
- 1208 Rabbits
- 1209 Rats
- 1210 Reptiles
- 1211 Pet Chickens - not allowed on fairgrounds, pictures only
- 1212 Any other pet or small animal not listed
- 1213 Dogs - not allowed on fairgrounds, pictures only



Avian

Specific Rules

1. General Rules apply to all animals and both general and specific rules must be followed for the animal(s) to be eligible for judging.
2. All birds entered must be at both mandatory health checks (see schedule for dates and times). All meat pens are exempt from first health check due to age.
3. Exhibitor will furnish food and water for their own birds by 8:00 am Saturday and Sunday. 4-H members will be responsible for the well-being of their animals and the up keep of the exhibit. No adult, parent or leader, will prep animals for show. 4-H members are encouraged to help each other, particularly younger members.
4. Exhibitors MUST be present for barn clean-up before and after the fair, and participate in barn duty. Sign-ups will take place at the Health Inspection.
5. All poultry has to be checked by a Poultry Health Inspector before entering fairgrounds.

Showmanship

Specific Rules

1. Please see showmanship rules in small animal rules section.
2. See schedule for entry deadline.
3. Showmanship animal MAY NOT be entered in breed class.
4. All birds must be cleared by PHI and may not come onto fairgrounds without clearance.
5. Judging will based on 4-H Poultry Showmanship publication. Please see score sheet and entry forms on-line.
6. First and Second Place Junior and Senior Class may move on to Small Animal Master Showman.

Division 1390

Class Description

- 1397** Novice (Any 4-H member showing or exhibiting a specific species for the first time at Spring Show, regardless of age)
- 1398** Junior (Thirteen years old or younger and showing a specific species for the second time or more)
- 1399** Senior (Fourteen years old or older)

Market Poultry and Game Birds

Specific Rules

1. All entries must use Market Poultry, Game Bird, and Egg Entry Form and will be eligible for auction. All auction rules apply. ALL exhibitors must be 9 by Dec. 31.
2. Hatchery receipt, delivery invoice or hatching verification must be signed by 4-H member, parent and poultry leader. Age in weeks as of May 1 must also be on entry form.
3. Danish system of judging will be used to determine sale order. 20% under or over weight WILL NOT sell.
4. Grand Champion and Reserve Grand Champion selected by judge.
5. All animals are meat type and intended for table consumption.


6. Entries limited to two (2) meat pens per exhibitor, one (1) to auction.
7. Weigh-in following Poultry Health Inspection.
8. Judged on uniformity of entry. Pens will be evaluated on conformation, fleshing, feathering, freedom from down grading factors such as bruises, blisters and skin tears.
9. Poultry Meat Pens– Any recognized standard breed or meat chicken cross. Judged on uniformity of entry. No entry shall exceed 5.25 lbs. This weight can be achieved in under 7 weeks and no bird shall be over 8 weeks of age. Broilers will be evaluated on conformation, fleshing, feathering, freedom from down grading factors such as bruises, blisters, and skin tears. Classes will be determined at weigh-in. Entries will be placed into classes determined by the weights of the animals. Limit of 2 Chicken Meat Pens per exhibitor. All meat pens must be owned by the exhibitor a minimum of 30 days. Meat Pens must be brought to the scale by the exhibitor at time of official weigh-in.

Division 1300

Class Description

- 1301** Pen of Three Broilers, 3 ½ - 5 ¼ lbs 8 weeks max*, Cornish Cross
- 1302** Single Broiler, 3 ½ - 5 ¼ lbs 8 weeks max*, Cornish Cross
- 1303** Roaster, 5 ½ - 8 lbs 8 weeks max*, Cornish Cross
- *These weights can be achieved in less than 7 weeks and no bird shall be over 8 weeks of age.
- 1304** Pen of Three Ducks 7-10 lbs, 12 weeks max, Heavy Class Duck
- 1305** Roaster Duck 7-10 lbs, 12 weeks max, Heavy Class Duck
- 1306** Pen of Three Pheasant, 7-10 lbs, 17 weeks max
- 1307** Pen of Six Quail, 8 weeks max, Coturnix (will be sold as a pen not by head)
- 1308** Pen of Three Guinea Hens

Meat Turkey

- 
1. Meat Turkey– Any recognized purebred or synthetic meat turkey cross. Not over 18 weeks and not under 14 lbs. Limit 2 turkeys per entry per exhibitor. Classes will be determined at weigh-in. Entries will be placed into classes determined by the weights of the animals. Turkeys will be evaluated on conformation, fleshing, feathering, freedom from down grading factors such as bruises, blisters, and skin tears. All turkeys must be owned by the exhibitor a minimum of 30 days. Turkeys must be brought to the scale by the exhibitor at time of official weigh-in.

Division 1310

Class Description

- 1311** Market Turkey, 14 lbs and up, 18 weeks max, Any recognized purebred or synthetic meat turkey cross

Market Eggs

Specific Rules

1. All entries must use Market Poultry, Game Bird, and Egg Entry Form and will be eligible for auction. All auction rules apply. All exhibitors must be 9 by Dec. 31.
2. Entered by size. Any color eggs acceptable.

3. Judged according to 4-H Poultry Judging Manual.
4. Danish system of judging will be used to determine sale order. Only AA sell.
5. Grand Champion and Reserve Grand Champion selected by judge.
6. See schedule for the check-in for eggs. One entry is 1 dozen plus 1 egg placed in cooler prior to and after judging.

Division 1320

Class Description

1321 Any size or color, must be uniform

Production Layers

Specific Rules

1. BIRDS must be owned by 30 days prior to the show. Use the Poultry Production & Breeding Entry Form. All exhibitors must be 9 by December 31.
2. Exhibitors are encouraged to enter eggs in Market Egg Section.
3. Will be judged according to production laying hen guidelines as outlined in 4-H Poultry Judging Manual. Exhibitors are encouraged to consult Raising Blue Ribbon Pullets in Avian Bowl Manual.
4. One entry is three layers of same breed and variety and production project records from January 1st.
5. The following are suggested for laying chickens: Leghorn, Sex Links, Rhode Island Red, Sussex but any dual purpose allowed. For ducks, suggest Khaki.
6. Grand Champion and Reserve selected by judge.

Division 1330

Class Description

1331 Pen of Three Laying Chickens, hens

1332 Pen of Three Laying Ducks, hens

Poultry, Waterfowl, Game Bird & Pigeon Breeding

Specific Rules

1. Use Poultry and Game Bird Production & Breeding Entry Form. All exhibitors must be 9 by December 31. Primary members may display their birds but they will NOT be judged.
2. Poultry, Waterfowl and Game Birds judged according to current APA Standard of Perfection and ABA Bantam Standard, which are available at www.amerpoultryassn.com & Bantamclub.com
3. Pigeons judged according to National Pigeon Association Standard of Perfection.
4. In addition to CLASS, list appropriate breed, variety and sex on entry form.

Fowl

Division 1340

Class Description

Large Fowl

- 1341 American
- 1342 English
- 1343 Mediterranean
- 1344 Asiatic
- 1345 Continental
- 1346 All Other Standard Breeds

Bantam Fowl

- 1347 Single Comb Clean Legged
- 1348 Rose Comb Clean Legged
- 1349 All Other Clean Legged
- 1350 Feather Legged
- 1351 Bantam Game

Waterfowl

- 1361 Heavy duck
- 1362 Medium duck
- 1363 Light duck
- 1364 Bantam duck
- 1365 Heavy geese
- 1366 Medium geese
- 1367 Light geese

Game Bird

- 1371 Pheasant
- 1372 Guinea
- 1373 Peafowl
- 1374 Dove
- 1375 Quail
- 1376 Il Other Game

Turkey

- 1377 Turkey

Pigeon

- 1381 Racing
- 1382 Fancy
- 1383 Utility

Awards:

SHOWMANSHIP

First through eighth for novice, junior and senior.

Market & Production: Grand Champion Market Poultry, Reserve Grand Champion Market Poultry, Grand Champion Market Eggs, Reserve Grand Champion Market Eggs, Grand Champion Production Layers, Reserve Grand Champion Production Layers, Best Pen of Three Broilers, Reserve Pen of Three Broilers, Best Single Broiler, Reserve Single Broiler, Best Roaster, Reserve Roaster, Best Pen of Three Ducks, reserve Pen of Three Ducks, Best Roaster Duck, Reserve Roaster Duck, Best Market Turkey, Reserve Market Turkey, Best Pen of Three Pheasants, Reserve Pen of Three Pheasants, Best Pen of Six Quail, Reserve Pen of Six Quail, Best Pen of Three Guinea Henas, Reserve Pen of Guinea Hens, Best Production Layers-Chickens, Reserve Production Layers- Chickens, Best Production Layers-Ducks, Reserve Production Layers-Ducks.

Breeding: Best of Show, Reserve of Show, Best Large, Reserve Large, Best Bantam, Reserve Bantam, Best Waterfowl, Reserve Waterfowl, Best Turkey, Reserve Turkey, Best Pigeon, Reserve Pigeon, Best Game Bird, Reserve Game Bird, Best Duck, Reserve Duck, Best Goose, Reserve Goose, Best of Class, Reserve of Class, Best of Breed, Reserve of Breed.

Exotic Birds

Specific Rules

1. General Rules apply to all animals and rules must be followed for the animal(s) to be eligible for judging.
2. No Exotic Birds may be brought onto the fairgrounds.
3. **Birds will be shown by pictures or poster only.**

EXOTIC BIRDS

Division 1000

Class	Description
1001	Finches
1002	Parakeets
1003	Lovebirds
1004	Cockatiels
1005	Parrots
1006	All other exotic birds not mentioned

Rabbits

All rules are supplement to the American Rabbit Breeders Association, which are available at the ARBA website: www.arba.net

Specific Rules

1. General Rules apply to all animals and rules must be followed for the animal(s) to be eligible for judging.
2. All judging will be done in accordance with ARBA standard of perfection.
3. Countywide rabbit meetings are held each month. Check the 4-H Newsletter for dates and details. The 4-H exhibitor should attend as many meetings as possible.
4. Rabbit cleanup day will be announced regularly at the countywide rabbit meetings. Anyone exhibiting rabbits must be present at cleanup day. If you are unable to attend please contact the Division Chair.
5. Rabbits less than 3 months of age or does with litters will not be accepted for entry in Spring Show, except Meat Classes.
6. All rabbits must have the left ear permanently tattooed. It is recommended the ear be tagged one week prior to showing. Ear tagging will be available on clean-up day and at the county rabbit meeting before the Spring Show. Members may choose tattoo numbers for fryers.
7. Rabbits must not be placed in cages until check-in.
8. All rabbits must be weighed with a judge observing.
9. 4-H members are not to their lock cages or open cages that belong to other 4-H members.
10. 4-H members must provide a sturdy water container or bottle for their animal. Food must be in a heavy, durable crock or dish. No plastic or paper containers allowed!
11. The 4-H exhibitor is responsible for lifting their animal up on to, and off, the judging table. Exceptions may be made with prior notice to the Division Chair. Runners may be available.
12. All rabbits will be judged twice. First according to type and second, according to fur: (Rex, Satin, Wool, and normal).
13. Market classes will be judged by the Danish Group system: blue, red, and white for auction purposes.
14. No substitutions of designated auction animals are allowed. Only one pass-through per 4-H member is permitted at the auction (this includes all species). Only meat pens, stewers, and roasters, taking a Danish blue or red placing are allowed to sell.

SHOWMANSHIP

Please see Showmanship Rules in General Rules section. 4-H Members do not have to sign up for showmanship until day of show. There will be a sign up sheet inside the barn entrance, please sign up before the end of the Breed Show. Showmanship will begin after the Breed Show.

Meat Pen, Fryer, Roasters & Stewers

The three factors, in the order of their importance in judging meat pens, are as follows.

1) Meat Type, 2) Condition of Flesh, and 3) Uniformity. All Rabbits must be weighed with a judge observing. If any one rabbit weighs over 5 lbs, the entire pen is disqualified.

Division 1400

Class Description

1401 Meat Pens

Meat pens will consist of three rabbits all the same breed and variety: disqualified if more than one breed or variety is in one pen. Not necessarily from the same litter. Animals may not be more than ten weeks old. Weight limit must be at least 3 pounds and not over five pounds for each rabbit.

Meat Type: A good meat pen combines the best meat type, therefore type is the most important factor in judging these pens. The best meat type is found in those fryers that are compact and short with the body well filled, rounded and with solid flesh. Smooth well-filled hips and good depth of body are especially important. Protruding hipbones, or prominent "razor backs" are serious faults. The width and depth of lion, thickness of the hindquarters, and well-developed shoulders are important to the meat carrying type of the fryer. The hindquarters are the most important, loins second and forequarters are third in importance.

Condition of Flesh: All fryers in a pen must be in prime condition. This reflects the care and management practices of the breeder. The fryer must be firm and solid; they must not show any signs of flabbiness, softness, looseness, or pottiness. The pelt must be tight over the body, the animals must be clean and show no sign of neglect or disease.

Uniformity: This is a combination of the other two requirements. It denotes the ability of the breeder to pick three fryers for each pen, which have the other two qualities in equal amounts, and will reflect the general quality of the herd from which they came. Uniformity must be present in weight, size, appearance, condition and meat type, and should be as similar in all respect as possible. This uniformity applies also to the fur.

Rabbit Scorecard	
LIVE JUDGING - three rabbits to each pen	
40	Meat pen
30	Condition of flesh
20	Uniformity in body & weight
10	Fur
100	Total Points

Division 1410

Class Description

1410 Single Fryer

Rabbits must not be older than 10 weeks of age. There is a minimum weight of 3 pounds and a maximum weight of 5 pounds. Scoring is the same as for meat pens.

maximum weight eight pounds, and minimum weight five pounds.

1412 Stewer Class

All rabbits entered in this class must be six months of age and over, minimum weight eight pounds. All general disqualifications will apply. Exception: body smut on Californian or pointed white animals.

RABBIT SCORECARD ROASTER & STEWERS - LIVE ANIMALS	
35	Meat type
35	Flesh Condition
30	Fur
100	Total Points

Breeding Animals (as of show date)

Division 1420

Class Description

- 1421** Senior Buck - six months and older
- 1422** 6/8 Bucks - six to eight months old
- 1423** Junior Bucks - three to six months
- 1424** Senior Does - six months and over
- 1425** 6/8 Does - six to eight months old
- 1426** Junior Does - three to six months

Sheep

Specific Rules - All Sheep

1. General Rules apply to all animals and rules must be followed for the animal(s) to be eligible for judging.
2. All ear tags, with the exception of the Scrapie tag, will be removed from the lambs ears during ear tagging. Only the Scrapie tag and the Spring Show tag will be in the lamb's ears. There will be no exceptions. If the Spring Show eartag/Scrapie tag comes out of the lambs ear, the 4-Her must report it to the project leader who must notify the sheep chair within 24 hours of the incident.
3. All lambs must have a **Scrapie tag** in the in ear prior to ear tagging and remain in the ear through out the Spring Show. In the event that a Scrapie tag is lost after ear tagging day, the 4-H member must then provide the sheep chair with a written memo regarding the details of the loss, who the breeder was, and a photo of the animals head/ears. The 4-H member must then acquire a replacement scapies tag from the breeder, prior to Spring Show. Any animal not having a Scrapie tag in the ear, will be disqualified and not allowed to be shown.
4. Drug Form must be turned in to a scale prior to the animal entering the scale for the official weight.
5. A violation of any Specific Rule may result in disqualification of the animal or 4-H member.
6. All Market Sheep must have Spring Show ear tags 60 days prior to the show.
7. The **tagging-day** number on the Sheep ear will correspond to the entry form. After weighing in and tagging entry forms must be completed and returned to the Sheep Chair. Market and breeding sheep must a have Scrapie tag or tattoo to be entered.
8. **Muzzles** will NOT be allowed on animals at Spring Show.
9. To qualify for exhibit after December 31, 2000, market lambs must be docked and the **tail dock** healed and able to be lifted from the exterior. Lambs that have no dock will be ineligible.
10. Animals showing signs of **prolapse** will be ineligible to show and **must** be relocated to a designated area of the fairgrounds.
11. All lambs must have **lamb teeth**. Animals showing signs of yearling teeth will be disqualified. Teeth will be checked during the official weigh-in and there will be no exceptions.
12. All the lambs will be weighed by the Sheep Chair on Ear Tagging Day. Breeds will be called on ear tagging day and confirmed at Spring Show during official weigh-in.
13. Animals will be dismissed if they are diagnosed by the Sheep Chair as having active club lamb fungus lesions or inactive (dry) lesions that in the opinion of the Sheep chair present a risk of being contagious to humans or other animals. All stages of this fungi infection are contagious at least until the skin surface appears normal and re-growth of hair or wool has begun. Market Lambs must be free of any oil, grease, paint or other products or debris that inhibits the inspection of the skin.

Breeding Sheep

Specific Rules - All Breeding Sheep

1. All Breeding sheep must be owned a minimum of 30 days prior to the show age determination. Of breeding sheep; lambs must have lamb teeth; yearling must have yearling teeth.
2. All breeding entry forms and entry fees are due to the 4-H Office by the date specified on the Schedule.
3. All Sheep Leaders to submit animal Quantity summaries to the Sheep Chair by April 15 for pen assignments.

All Breeding Sheep

Division 600

Class Rams

- 601 Yearling - 1 year old sheep, born after September through August of previous year
- 602 Fall Ram Lambs - born September through December of previous year
- 603 Spring Ram Lambs - born January or later of current year

Class Ewes

- 604 Yearling- 1 year old sheep, born after September through August of previous year
- 605 Brood Ewe - 2 year old sheep, born before September
- 606 Fall Ewe Lambs - born September through December of previous year
- 607 Spring Ewe Lambs - born January or later of current year

GROUPS - All breeding animals shall be owned by the exhibitor and showed as individuals.

Class Description

- 608 Flock - one ram (yearling or lamb), two mature Ewes and two Ewe Lambs
- 609 Get of Sire - four sheep sired by the same Ram (must be bred by exhibitor)
- 610 Young Flock - one Ram Lamb and two Ewe lambs
- 611 Pair of Ram Lambs - two Ram Lambs
- 612 Pair of Ewe Lambs - two Ewe Lambs
- 613 Pair of Yearling Ewes - two Yearling Ewes

Champion Ram - Reserve Champion Ram

1st and 2nd place winners in individual Ram classes are able to compete for Champion Ram.

Champion Ewe - Reserve Champion Ewe

1st and 2nd place winners in individual Ewe classes are able to compete for Champion Ewe.

SHOWMANSHIP

Division 690

Class Description

- 697 Novice (Any 4-H member showing or exhibiting a specific species for the first time at Spring Show, regardless of age)
- 698 Junior (Thirteen years old or younger and showing a specific species for the second time or more)
- 699 Senior (Fourteen years old or older)

Showmanship Rules are in the General Rules section.

Lads & Ladies Lead

Entry Fees - None

Specific Rules

1. This contest is open to all Sheep exhibitors (Breeding and Market) Exhibitor MUST show in the Sheep Division to qualify to enter the Lads & Ladies Lead Contest.
2. The objective of this contest is to present a class of sheep in an attractive manner; to give spectators a real opportunity to view and acquaint themselves with modern sheep production and to promote the sheep and wool industry.
3. All grooming and preparation must be done by the exhibitor. Sheep must be fitted and trained to show at halter. Entrants must wear costumes of wool or wool blend.
4. You must pre-enter to compete in Lads & Ladies Lead. A commentary sheet will be sent to exhibitors after entries are processed.
5. Exhibitor must acquire sheep/lamb to compete at the State Fair.

Division 610

Class Lads & Ladies Lead Classes

614 Juniors 9 to 13 years

615 Seniors 14 to 19 years

* Exhibitors that place first in their class qualify to show at the CA State Fair in the Lead Class

Lads & Ladies Lead Scorecard:

General Appearance - Possible 50 points

20 pts - Eye appeal (use of wool)

10 pts - Coordination of Ensemble (use of wool)

10 pts - Suitability of Style – age appropriate

10 pts - Coordination of outfit with animal (theme, contrast, partner, etc.)

SHOWMANSHIP – Possible 30 points

20 pts – Ability to lead and handle animal

10 pts – Appearance of sheep – fitting of animal

Personal Presentation – Possible 20 points

10 pts - Poise and Gracefulness

10 pts - Presentation of Garment

Market Sheep

Specific Rules - Market Sheep

See weight limits for species below

1. Members with multiple lambs may not replace a lamb. Members with one lamb would be able to replace a lamb but not be eligible to compete in champion drive (breed champion, etc.)
2. Each exhibitor is allowed to show three market lambs, regardless of breed. Limit of three (3) lambs will be allowed to be ear tagged on ear tagging day. Each market lamb that

is ear tagged is required to pay the \$5.00 entry fee(s) on ear tagging day. The weight limit for market lambs is 75 to 140 pounds at the schedule show weigh-in time. Based on breed, lambs weighing over the 140-pound weight limit will not be sifted, but will be restricted to a maximum auction pay weight of 140 pounds.

3. After weigh-in, all eligible entries will be divided into weight classes within each breed. Breed classification will be made at the scales on ear tagging day and confirmed at the Spring Show. Exhibitor must show animal in predominate breed characteristics. Any Conflict will go to the Species Chair. Final decision is made by the judge.
4. Lambs that do not meet the minimum weight required of 75 lbs pounds in the AOB class only 100 lbs pounds for all other breeds will be placed in a feeder lamb class. Feeder Lambs are not eligible for auction, but can be used as showmanship animals.
5. 1st and 2nd place weight class winners for each breed will be brought back to compete for breed class champion and reserve.
6. All market lambs must be owned and tagged with Spring Show ear tags 60 days prior to the show. All market lambs shall have lamb teeth. Any market lamb showing any signs of having yearling teeth will be disqualified.

MARKET LAMB SCORECARD

Will Sell: Market Ready: USDA Prime or Choice in quality grade; having superior and above average conformation and cut ability. Yield Grade 2 or 3 with at least 0.16 inch of fat cover. USDA Prime and Choice in quality grade average conformation and cut ability. Yield Grade 2 or 3.

Will Not Sell: Non-Market Ready: USDA Prime or Choice in quality grade; with below-average conformation or cut Ability. Yield Grade 1, 4 or 5. Under finished lambs grading USDA Good or Lower.

All Breed Market lambs

Division 620

Class Description

621 Feeder Lambs, all breeds

622 Dorset – Min. weight 100lbs

Breed Champion-Reserve Breed Champion

623 Hampshire – Min. weight 100lbs

Breed Champion-Reserve Breed Champion

624 Suffolk – Min. weight 100lbs

Breed Champion-Reserve Breed Champion

625 Commercial Crossbred – Min. weight 100lbs

Breed Champion-Reserve Breed Champion

626 Black Face Crossbred – Min. weight 100lbs

Breed Champion-Reserve Breed Champion

627 All Other Breeds (AOB) – Min. weight 75lbs

Breed Champion-Reserve Breed Champion

Minimum five head for any breed class. If there are not five head, lambs entered will be assigned to a breed class with similar

characteristics. All classifications questions shall be brought to the Sheep Chairs attention.

All Breed Champions and Reserve Breed Champions will compete for Grand Champion and Reserve Grand Champion

***Sheep Judge has final say on breed class placement.**

ALL LAMBS MUST BE SLICK SHEARED FOR MARKET LAMB CLASSES.

All market lambs must have been slick shorn from the knee and hock up prior to vet check. Head wool is acceptable. Fleece not to exceed ¼" in length and fleece length must be uniform over entire body. Lambs with excessive wool will not be weighed or catalogued until shorn to meet the satisfaction of the weigh master.

Club group of market lambs

Division 630

Class Description

631 Club group of five market lambs

No limit as to breeds. Clubs with less than five lambs, but more than one, may enter, but must bring out all market lambs. Entries may be made at the ringside, but all club entries must be in the ring before the closing call for class. Judging standard is for uniformity of quality throughout the group. Ribbons will be awarded using the American system through eighth place.

Sheep Public Awareness

A committee will be chosen by the Sheep Chair to judge each club using the following score card listed below, to select the Sheep Public Awareness Award.

Sheep Public Awareness Scorecard

20 - Clean pen and tack area, Breed on Pen, Owner

20 - Animal appearance (clean, groomed)

15 - Walking lane clean (aisle)

25 - Educational display

10 - Appearance of 4-H member and courtesy to public

10 - Club identified

100 Maximum Points

MARKET LAMB RATE OF GAIN CONTEST

At the scheduled pre-weigh/ear tagging day all lambs will be weighed and entered in the rate of gain contest. After the final Spring Show weigh in, the lamb having the best average daily gain will receive an award.

CARCASS CONTEST

The carcass of each lamb sent to be processing or resale will be judged. Judging will take place prior to the carcass being processed, by a certified USDA Inspector. The 4-H member that raised the lamb that wins the carcass contest will receive an award after Spring Show.

Swine

Specific Rules - All Swine

1. General Rules apply to all animals and rules must be followed for the animal(s) to be eligible for judging.
2. All ear tags will be removed from the pig's ear prior to ear tagging. Only the Spring Show tag will be in the pig's ear. There will be no exceptions. All Market Swine must have Spring Show ear tags 60 days prior to the show.
3. If a Spring Show ear tag is lost after market entry forms have been turned in the 4-H member must immediately notify their Project Leader within one week and the Project Leader must immediately notify the Swine Chair within one week. A replacement ear tag will be issued after ownership documentation has been confirmed.
4. The ear tag number, breed and ear notch diagram will correspond to the entry form. After completion, the entry form must be turned in to the 4-H Office or the Swine Chair.
5. When entering the scales for the official weigh-in the animal's ear tag must be clean and readable. The animal must be clean enough to distinguish dominant breed characteristics.
6. A violation of any Specific Rule may result in disqualification of the animal or 4-H member.
7. Animals showing signs of prolapse will be ineligible and must be removed from the fairgrounds.

TRANSMITTAL DISEASES

Any swine showing any signs of Transmittal Diseases or any swine that is associated with a swine showing Transmittal Diseases will be rejected from the show. Swine will not be unloaded at the show if Transmittal Diseases are a concern.

Breeding Swine

Specific Rules

1. All breeds are shown together.
2. The same animal may not be used in both the breeding and market class
3. All Swine Leaders must submit breeding animal quality summaries to the Swine Chair by April 15th for pen assignments.
4. A breeding animal does not need to be a registered or purebred animal.

Breeding

Division 700

Class Boar

701 Spring Boar – January 1 through March 15 of current year

702 Fall Boar – July 1 through December 31 of previous year

Class Sow

703 Spring Sow – January 1 through March 15 of current year

- 704 Fall Sow – July 1 through December 31 of previous year
- 705 Junior Yearling Sow – Jan. 1 through June 30 of previous year

Champion and Reserve Champion will only be awarded if three or more animals are entered in their respective groups.

SHOWMANSHIP

Class Description

Division 790

- 797 Novice (Any 4-H member showing or exhibiting a specific species for the first time at Spring Show, regardless of age)
- 798 Junior (Thirteen years old or younger and showing a specific species for the second time or more)
- 799 Senior (Fourteen years old or older)

Showmanship Rules are in the General Rules section. Grouping and runoffs is at the discretion of the chair. Sifted and breeding animals may be used.

PUBLIC AWARENESS SCORECARD

Public Awareness is designed to inform the public about 4-H, swine and the process of maintaining and showing an animal and is an incentive to keep the barn, walkways and pens clean. It will be judged by a person or persons from each club. Each group will be judged three times on Friday, three times on Saturday and one time on Sunday.

<p>SWINE PUBLIC AWARENESS SCORECARD</p> <p>20 - Clean pen and tack area, Breed on Pen, Owner</p> <p>20 - Animal appearance (clean, groomed)</p> <p>15 - Walking lane clean (aisle)</p> <p>25 - Educational display</p> <p>10 - Appearance of 4-H member and courtesy to public</p> <p>10 - Club identified</p> <p>100 Maximum Points</p>
--

Market Swine

Specific Rules

1. Each exhibitor will be allowed to enter a maximum of three market swine and will be issued a maximum of three ear tags.
2. Each exhibitor will be allocated a maximum of one pen regardless of their number of entries. If the exhibitor requires divider panels to separate their animals in the pen, it is their responsibility to provide the panels and the exhibitor is specifically denied the use of any fairgrounds equipment for such purpose without prior approval of the Swine Chair.
3. Swine may be tagged with Spring Show ear tags on the day of purchase and up to the date of ownership (no less than 60 days before the show). Contact the leader or Specie Chair with any questions. Numbers will be assigned to animals and tags and entry forms may be picked up from the 4-H Office or leader/chair.

Note: The entry form will also include a diagram of a swine head

Office or Specie Chair by the first Monday following the date of ownership by 5:00 pm. No entries will be accepted without signature and witness initials.

4. **Acceptable show weight is 200 lbs minimum to unlimited pounds.** Any animal over 265 pounds will be sold at 265 pounds maximum at the auction. **ANY HOG WEIGHING OVER 275 POUNDS WILL NOT BE ALLOWED TO RETURN FOR BREED CHAMPION.**
5. After weigh-in, all eligible entries will be divided into weight classes within each breed. Final breed classifications will be made at the scales. Exhibitor must show animal in predominate breed characteristics. Specie Chair will break classes. Any Conflict will go to the Species Chair.
6. The exhibitor will be given a weight receipt as the animal leaves the scale. This is the official weight. If a challenge is made about the official weight of an animal, the challenge must be made before the animal leaves the scale area. The scales will then be cleaned and rebalanced and the animal will be weighed one additional time. The second (challenged) weight will be the official weight and no additional challenges or re-weighs will be allowed.
7. 1st and 2nd place winners in each class are eligible for Breed Champion and Reserve Breed Champion. Breed Champion and Reserve Breed Champion are eligible for Grand Champion and Reserve Grand Champion.
8. If there are six or more qualified animals in a breed, a new breed class may be added. If there are fewer than six qualified animals in a species, they may be absorbed into a Crossbred class.
9. The exhibitor must have their picture taken with their animal to sell the animal at the auction.

Market Hogs

Division 710

Class Description

- 711 AOB 1 (Chester, White, Landrace, Berk, Spotted Poland, Poland China and any other recognized breed not listed in any previous section.)
- 712 Duroc
- 713 Hampshire
- 714 Yorkshire
- 715 Cross-bred

Feeder Pigs

Division 720

Class Description

- 721 Pigs weighing 199 pounds or less

Pen of Five

Division 730

(Register at time of entry into the ring)
 Judged on basic grading standards and uniformity
 May enter more than one group per club

MARKET HOGS SCORECARD

Will Sell: Market Ready: US No. 1 and No. 2 hog of average or greater conformation that are acceptable in leanness, Muscular-

ity and production traits.

Will Not Sell: Not Market Acceptable: Any hog of below average conformation including U.S. number 3, U.S. number 4 and utility grade hogs.

MARKET- Danish System

All animals will be placed by judge only and are eligible for Champion/Reserve Champion.

Champion and Reserve Champion selected by judge. All remaining animals in champion round will be placed in order.

UNIVERSITY OF CALIFORNIA COOPERATIVE EXTENSION • YOLO COUNTY 4-H
70 Cottonwood Street, Woodland, CA 95695
Tel. (530) 666-8703 Fax (530) 666-8736



The University of California prohibits discrimination or harassment of any person on the basis of race, color, national origin, religion, sex, gender identity, pregnancy (including childbirth, and medical conditions related to pregnancy or childbirth), physical or mental disability, medical condition (cancer-related or genetic characteristics), ancestry, marital status, age, sexual orientation, citizenship, or service in the uniformed services (as defined by the Uniformed Services Employment and Reemployment Rights Act of 1994: service in the uniformed services includes membership, application for membership, performance of service, application for service, or obligation for service in the uniformed services) in any of its programs or activities. University policy also prohibits reprisal or retaliation against any person in any of its programs or activities for making a complaint of discrimination or sexual harassment or for using or participating in the investigation or resolution process of any such complaint. University policy is intended to be consistent with the provisions of applicable State and Federal laws. Inquiries regarding the University's nondiscrimination policies may be directed to the Affirmative Action/Equal Opportunity Director, University of California, Agriculture and Natural Resources, 1111 Franklin Street, 6th Floor, Oakland, CA 94607, (510) 987-0096.

U.S. Department of Agriculture, University of California, and the County of Yolo cooperating.